



State of the District

**Grinnell-Newburg School District 2021-22
Bounce Back and L.E.A.R.N**

GRINNELL-NEWBURG SCHOOL DISTRICT



**STATE OF THE DISTRICT
ADMINISTRATION PRESENTATION**
December 8, 2021

OUR VISION AND MISSION



Mission: The Grinnell-Newburg School District, in partnership with the entire community, will empower every student and their family to grow to be responsible, compassionate, and contributing members of their communities.

Vision: Every student is achieving at their maximum potential in an engaging, collaborative, and challenging learning environment.

Priorities: The Grinnell-Newburg School District has established the following priorities to support our mission and vision.

- Celebrating Success
- Curriculum Development
- Effective and efficient communication
- Facility Management
- Family Engagement
- Fiscal Responsibility



CORE BELIEFS



Core Beliefs

1. **All Children Can Grow Academically, Socially, and Emotionally**
 - Engaging instruction and assessments to meet a variety of learner needs.
2. **Everyone Is Responsible for Learning**
 - Learning is a partnership among families, students, and staff.
3. **Clear & Direct Communication promotes growth**
 - A commitment to effective open communication, continual feedback, and transparency to build trust.
4. **Every Child engages in a rigorous and relevant Curriculum**
 - Curricula and instruction are based on sound research, high expectations, and innovative learning environments.
5. **Staff members and students feel welcomed and connected**
 - A healthy and safe learning environment encourages relationship building and supports positive self-concept and acceptance.



District Goals 2021-2024

1. Educators enhance curriculum with real world applications to build life skills, enhance relationships, and achieve in all content areas, with special emphasis on improving core academic, career and college readiness.
2. Train staff in ongoing reflective practices to create equitable, differentiated, and inclusive learning environments for all levels of learning.
3. Equip safe and secure environments for our students, staff, community, and families.
4. Engage families & community partners to support student academic, social & emotional learning in culturally inclusive learning environments.
5. Provide efficient, effective, and equitable use of resources to support District programs.

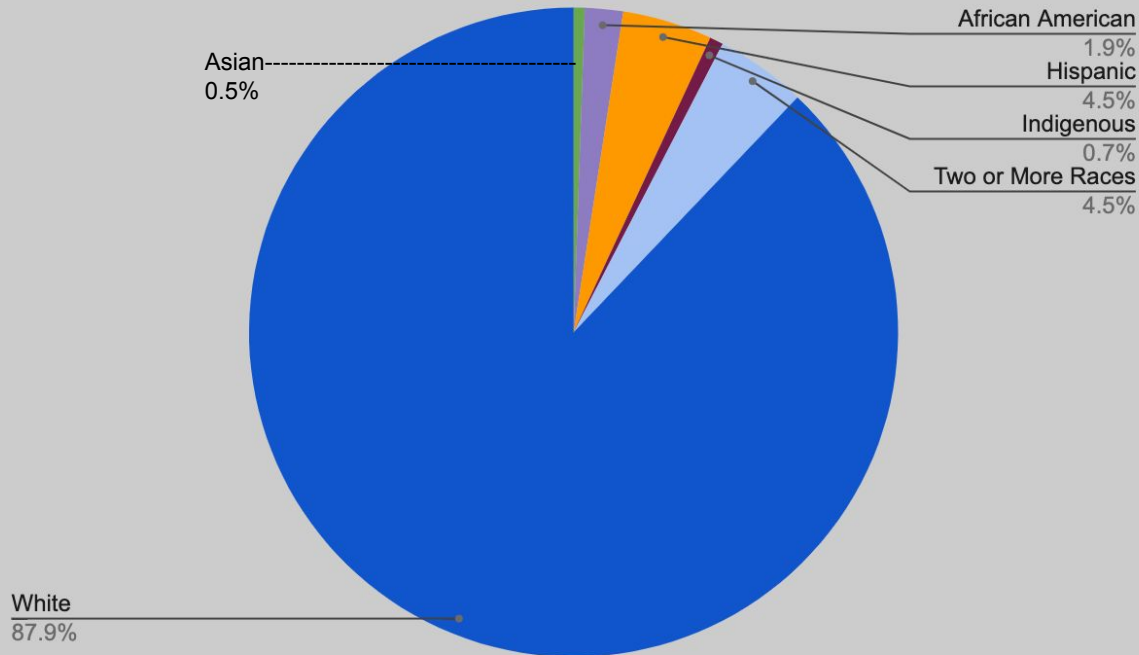
District Profile

- K-12 School District
- Serve square miles: 220
- 5 schools:
 - 2 Primary (K-2 and PreK-2)
 - Grade level 3-4
 - Middle School
 - High School
- Total Number of Students: 1629
- Includes FV 3 year olds, Pre-K, Open Enrolled In and dual enrolled students
 - IVVC courses taken: (1st Sem = 73 students/151 courses)
(2nd Sem = 103 students/241 courses)
- Average teachers years experience: 13.74
- Teacher Retention Rate (years of service): 10.1
- Teachers with Master's Degree: 62
- National Board Certified Teachers: 10
- Teachers Enrolled in NBTC: 6
- Total Staff Reported in FTE: 281.69
 - Certified (teachers/counselors/nurses): 134.55 FTE
 - Non-certified (paras/admin. asst./other/PPE.): 84.83 FTE
 - Bus Drivers/Cooks/Non Teacher Coaches: 47.56 FTE
 - Department Heads, Principals, Dean/AP: 14.75 FTE



Grinnell Newburg School District October 30, 2021 Ethnicity

Grinnell- Newburg Ethnicity October 2021



Student Population

As of

- **Special Education students served: 206 Resident Students, 12 Tuitioned-in, 17 Tuitioned-out (235 weighted enrollment), (13%)**
- **English Language Learners: 20 students K-12, (1.3%)**
- **Free and Reduced:**
 - **Free 408**
 - **Reduced 75**
 - **District 30.3%**
- **Homeless: 11**

K-2: TAG

Kindergarten: 15 total: 9 Fairview, 6 Bailey Park
1st Grade: 10 total: 8 Fairview, 2 Bailey Park
2nd Grade: 19 total: 9 Fairview, 10 Bailey Park
Math Subject Accelerated: 1

Davis: TAG

3rd Grade: 11 students
4th Grade: 18 students
Math Accelerated Students (Subject Acceleration and Telescoping): 10 students

GMS: TAG

5th - 15 students
6th - 18 students
7th - 30 students
8th - 27 students
Math Subject Accelerated: 55

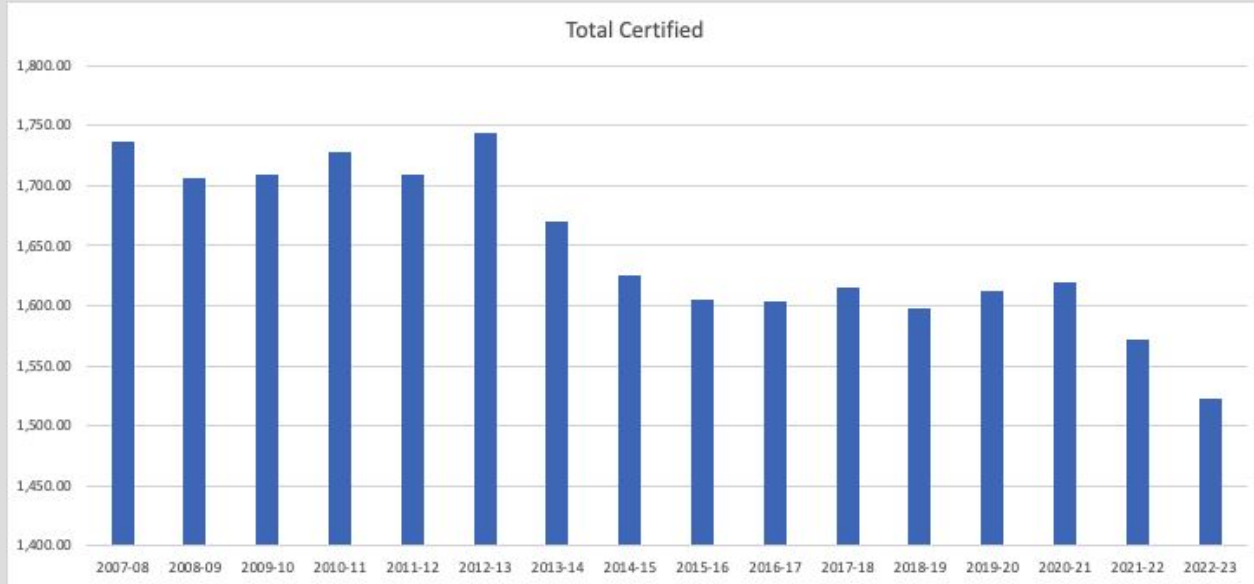
GHS: TAG/ELP

9th Grade - 27 Students
10th Grade - 18 Students
11th Grade - 21 Students
12th Grade - 19 Students

Current Head Count 10-30-21

| Grade | 10/30/17 | 10/30/18 | 10/30/19 | 10/30/20 | 10/30/21 |
|--------------|-------------|-------------|-------------|-------------|-------------|
| Pre-K | 140 | 143 | 143 | 96 | 111 |
| K | 96 | 110 | 120 | 112 | 91 |
| 1 | 100 | 97 | 117 | 116 | 119 |
| 2 | 127 | 105 | 100 | 107 | 115 |
| 3 | 139 | 135 | 109 | 102 | 110 |
| 4 | 141 | 139 | 141 | 110 | 104 |
| 5 | 115 | 139 | 143 | 136 | 106 |
| 6 | 127 | 116 | 138 | 136 | 136 |
| 7 | 128 | 132 | 108 | 140 | 142 |
| 8 | 118 | 130 | 137 | 109 | 136 |
| 9 | 126 | 123 | 134 | 124 | 108 |
| 10 | 132 | 124 | 122 | 136 | 120 |
| 11 | 130 | 135 | 130 | 114 | 120 |
| 12 | 128 | 136 | 143 | 123 | 111 |
| Total | 1747 | 1764 | 1785 | 1663 | 1629 |

Certified Enrollment Trends



- Data includes open enrolled out students and partial students for: dual enrolled and 4 year preschool
- Does not include open enrolled in students or 3 or 5 year preschool students

Staffing 2021

*Includes all staff included in Master Contract

Certified High School Teachers- 36.54 FTE (includes Counselors, does not include nurse)

High School Paras - 9.20 FTE (only includes paras included in the master contract)

Certified Middle School Teachers-42.90 FTE (includes BI, Counselors & Social Worker, does not include nurse)

Middle School Paras - 14.20 FTE

Certified Davis Elementary Teachers- 19.03 FTE (includes Counselor)

Davis Elementary Paras 7.60 FTE

Certified Bailey Park Elementary Teachers- 18.69 FTE (include Counselor)

Bailey Park Elementary Paras - 6.20 FTE

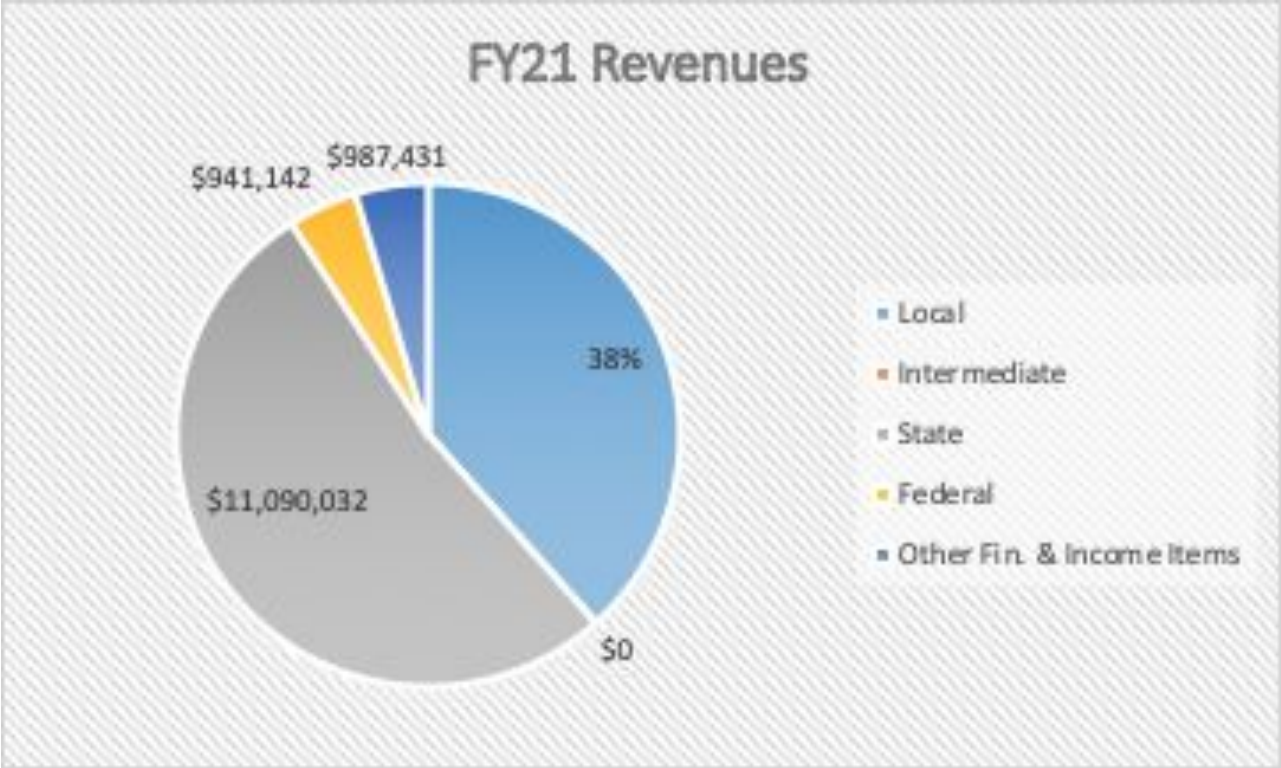
Certified Fairview Elementary Teachers- 18.50 FTE (includes PK staff, includes Social Workers)

Fairview Elementary Paras - 13.78 FTE

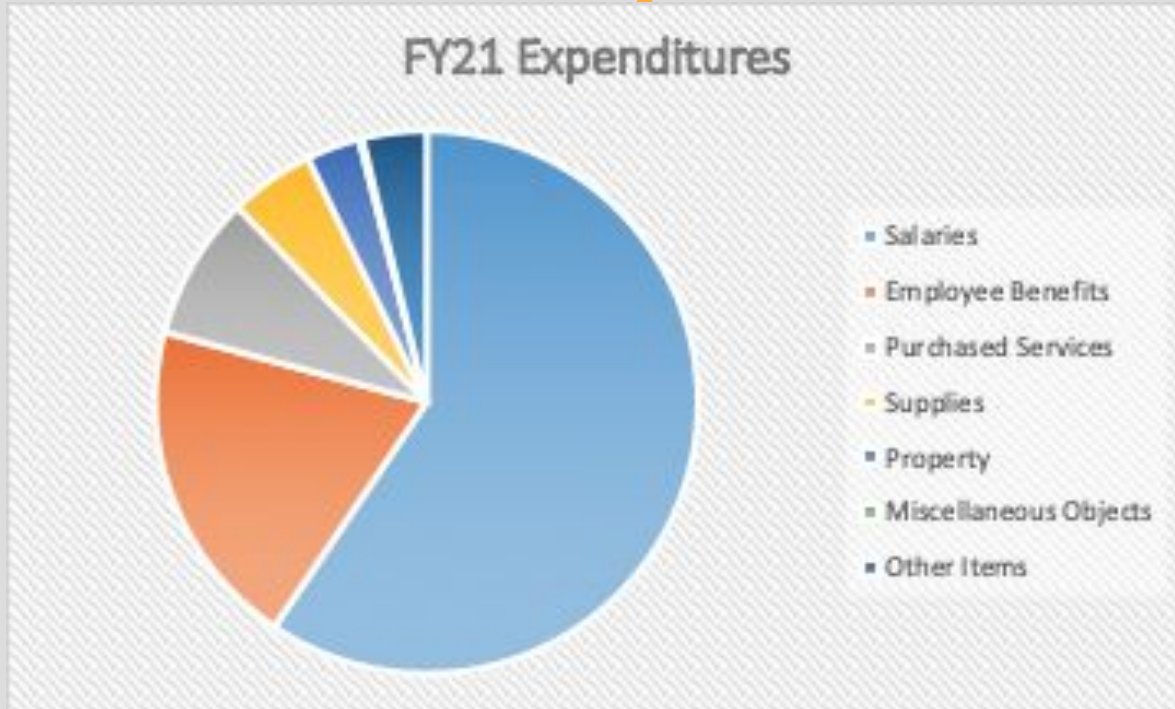
(includes PK staff)

*values were in employees now they are in FTE to show the numbers more accurately

District Finances-Revenues



District Finances-Expenditures



Financial State of the District

| Grinnell-Newburg | | | | | | | | |
|---|-------------------------------|---------------------|---------------------|---------------------|---------------------|---------------------|---------------------|--|
| General Fund - Historical Summary | | | | | | | | |
| REVENUE | ACTUAL REVENUE / EXPENDITURES | | | | | | | |
| | FY - 2016 | FY - 2017 | FY - 2018 | FY - 2019 | FY - 2020 | FY - 2021-Budget | FY - 2021 | |
| Local | \$6,738,280 | \$7,277,613 | \$7,952,244 | \$7,798,147 | \$7,457,524 | \$8,165,519 | \$8,121,886 | |
| Intermediate | \$0 | \$0 | \$0 | \$0 | \$0 | \$0 | \$0 | |
| State | \$9,515,873 | \$10,449,151 | \$10,491,141 | \$10,561,914 | \$11,102,345 | \$10,970,030 | \$11,090,032 | |
| Federal | \$522,189 | \$497,626 | \$568,934 | \$746,208 | \$507,318 | \$511,079 | \$941,142 | |
| Other Fin. & Income Items | \$43,685 | \$16,508 | \$90,197 | \$146,903 | \$90,138 | \$91,490 | \$987,431 | |
| TOTAL REVENUE | \$16,820,027 | \$18,240,898 | \$19,102,515 | \$19,253,172 | \$19,157,324 | \$19,738,119 | \$21,140,491 | |
| EXPENDITURES | ACTUAL REVENUE / EXPENDITURES | | | | | | | |
| | FY - 2016 | FY - 2017 | FY - 2018 | FY - 2019 | FY - 2020 | FY - 2021-Budget | FY - 2021 | |
| Salaries | \$11,051,731 | \$11,483,177 | \$11,535,044 | \$11,875,449 | \$12,086,900 | \$12,342,941 | \$12,246,802 | |
| Employee Benefits | \$3,392,363 | \$3,539,655 | \$3,628,191 | \$3,853,206 | \$3,832,045 | \$4,023,803 | \$4,054,544 | |
| Purchased Services | \$1,345,391 | \$1,495,528 | \$1,500,548 | \$1,451,547 | \$1,370,170 | \$1,379,223 | \$1,765,246 | |
| Supplies | \$1,086,223 | \$1,048,561 | \$1,240,389 | \$1,170,519 | \$970,817 | \$1,096,249 | \$1,039,650 | |
| Property | \$103,733 | \$202,151 | \$290,736 | \$151,761 | \$95,014 | \$96,215 | \$660,194 | |
| Miscellaneous Objects | \$31,525 | \$23,920 | \$40,510 | \$36,478 | \$41,250 | \$41,869 | \$41,656 | |
| Other Items | \$711,305 | \$708,394 | \$739,766 | \$879,846 | \$968,132 | \$894,967 | \$781,549 | |
| TOTAL EXPENDITURES | \$17,722,272 | \$18,501,388 | \$18,975,183 | \$19,418,805 | \$19,264,329 | \$19,865,266 | \$20,589,641 | |
| SURPLUS / DEFICIT | (\$902,245) | (\$260,490) | \$127,332 | (\$165,633) | (\$107,005) | (\$127,147) | \$550,851 | |
| BEGINNING FUND BALANCE | \$3,997,468 | \$3,095,223 | \$2,845,517 | \$2,972,849 | \$2,807,216 | \$2,700,211 | \$2,690,211 | |
| YEAR-END FUND BALANCE | \$3,095,223 | \$2,845,517 | \$2,972,849 | \$2,807,216 | \$2,690,211 | \$2,573,064 | \$3,241,062 | |
| FUND BALANCE AS % OF EXPENDITURES | 17.5% | 15.4% | 15.7% | 14.5% | 14.0% | 13.0% | 15.7% | |
| FUND BALANCE AS # OF MONTHS OF EXPEND. | 2.10 | 1.85 | 1.88 | 1.73 | 1.68 | 1.55 | 1.89 | |

Technology

Student Devices:

- Preschool - 2nd: 1:1 iPads
- 3rd-8th: 1:1 iPads with keyboard case
- (classroom charging carts available for elementary levels)
- 9th-12th - 1:1 MacBook Air 13" laptop

Audio Visual in Classrooms:

- Preschool: 55" TV with Apple TV 4k
- Grades K-2: Promethean Boards
- Grades 3-4: Mix of older and newer Epson Projectors with Apple TVs
- Grades 5-12: Mix of older and newer Epson projectors with Apple TVs
- Special Education Rooms: 55" TV with Apple TV 4k
- Audio Amplification: 39 Lightspeed Systems

District Staff Devices:

- Preschool - 12th grade teachers: MacBook Air 13" laptop and an iPad with keyboard case
- Preschool - 8th Academic Coaches: iPads with keyboard case
- 9th-12th Academic Coaches: MacBook Air 13" laptop
- Administrators: MacBook Pro 13"
- Administrative Assistants: iMac 21"

Network:

- Meraki MX450 Router/Security Appliance
- Ruckus Cloud wireless system
- POE Cisco and new Meraki MS350 and MS390 switches
- TLS fiber between school buildings and District Office
- Fiber from UPN to high school

Services:

- JAMF MDM - to manage all devices
- Apple Classroom - iPad management and engagement tool
- iBoss Web Filtering Appliance and Cloud Connector
- Gaggle Google Filtering system
- Infinite Campus
- TIPWebIT for Inventory Management
- GetHelp - Help Desk
- Zoom for virtual meetings

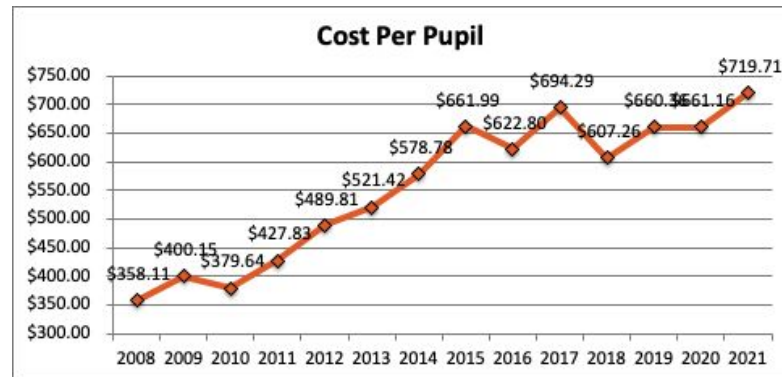
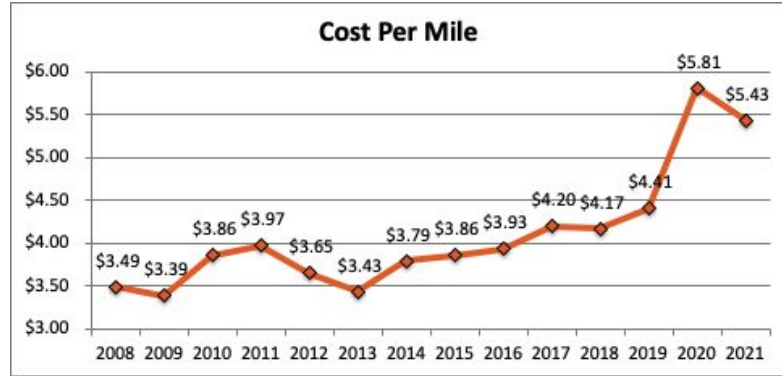
Systems:

- ClassLink Roster Server and Single Sign-on
- Google Workspace for Education
- Microsoft Azure AD
- Creative Cloud



Transportation

- Number of Buses: 19
 - Leased: 4
 - Activity buses: 7
- Other Vehicles: 14
 - Maintenance: 5
 - Truck/Mail: 2
 - Suburbans/vans: 7
- Trailers: 4
- Est. Annual Mileage: 170,000-200,000 (146,052 in 20-21)
- Est. Annual Operating Costs: \$500,000-\$650,000 (\$627,702 in 20-21)



Facilities Activities

Claims submitted or Closed from Derecho

FEMA

Insurance

Completed small follow up projects from Derecho

Tree stump removal

60 Trees planted on school properties

Asbestos removal Fairview and Bailey Park

Carpet replacement at Davis

Carpet replacement at Fairview

Mitigation of COVID and Cleaning

Concrete Drive on West Side of Davis

Concrete Repair at High School to connect old Tennis Courts

Concrete Repair at Middle School

Turf Project

Softball Bullpen

Removed the Baseball old Press Box

Creative with Short Staff

Cameras at District Office

Cameras at Elementary Schools

Nutrition Program

- **5 serving/preparation kitchens (one in each building). Both breakfast and lunch served daily.**
 - Students have several lunch entree choices (a normal year):
 - Elementary: 2 daily entree choices and fruit and vegetable bar.
 - Middle School: Approx. 3 daily entree choices and fruit and vegetable bar.
 - High School: Approx. 4 daily entree choices and fruit and vegetable bar.
- **Average of 975 reimbursable lunches served/day (down due to hybrid at HS)**
- **Average of 258 reimbursable breakfasts served/day**
- **Average of 153 summer program lunches served/day (June 2021- August 2021)**
- **October 2021 Lunch Participation Percentage by School**
 - Bailey Park- **73%**
 - Fairview (w/o preschool)- **70%**
 - Davis- **75%**
 - Middle School- **67%**
 - High School- **49%**
- **Breakfast and Lunch Prices**
 - Elementary Breakfast: FREE
 - Elementary Lunch: FREE
 - Middle/High School Breakfast: FREE
 - Middle/High School Lunch: FREE
 - Reduced Price Breakfast: FREE
 - Reduced Price Lunch: FREE

Teaching and Learning Activities/Trainings

- Return to Learn Plan
- Building Relationships with all Stakeholders
- PLTW Lead Teachers
- SEL New Standards Review (Social and Emotional Learning)
 - SEL Adult Learning focused on competencies and emotional resilience
- CPI (Crisis Prevention Intervention Training)
- Global Compliance: Harassment, blood borne pathogen, ethics, bullying
- Assessment overview
- Safety and Security
 - Table talks with Emergency Management personnel
- Danielson Teacher Evaluation and Instructional Decision-Making for Reflective Practices
 - Curriculum Framework Development in all content areas
 - FAST pilot work with the University of Minnesota

Curriculum/Programming 2021-22

- Focus on Curriculum Frameworks
- Social Emotional Learning Focus
 - Building-led training by SEL teams
 - 31 model SEL teachers at various buildings for modeling purposes
 - Adult SEL focus on 5 core competencies
 - Caring School Community 5-8 SEL daily work - (STRIVE time)
- Specially Designed Instruction (SDI) Framework Training
 - District special education teachers, reading specialists & MS math interventionist
- Instructional Coaching Activities
 - HS and MS: Coaching cycles with individual teachers
- Development of Mathematics Resource Adoption High School-PreK
 - New Data Literacy/Science course will be offered 22-23 to be presented to Board Jan.
- Fostering Positive Relationships and Priorities
- Danielson Framework for Instructional Decision-Making and Reflective Practices

K-2 Elementary Goals

Fairview

FAIRVIEW ELEMENTARY GOALS:

Social Emotional Learning Vision Statement: *Our school empowers all students to achieve their potential, becoming lifelong learners and compassionate, respectful citizens who contribute to positive change within their local community and global society.*

1. Fairview staff will be intentional about their teaching, using data based decision making and differentiated instruction to meet the needs of all learners.
2. Fairview staff will show love and kindness to all students and colleagues by modeling Social Emotional Learning competencies.
3. Fairview staff will prioritize taking care of themselves and each other in order to be the best they can for our students and community.

Bailey Park

BAILEY PARK ELEMENTARY GOALS:

Social Emotional Learning Vision Statement: *Bailey Park empowers all students in their individual growth and focuses on development as leaders, creating personal goals, and relationships with peers with the overall goal for all students to be respectful citizens who contribute to positive change within their local community and global society.*

1. Bailey Park Staff will prioritize taking care of students, themselves, and colleagues to further the positive atmosphere of Bailey Park.
2. Bailey Park Staff will be intentional about their interactions with students and colleagues, while using data based decision making and differentiated instruction to meet the needs of all students.
3. Bailey Park Staff will further their understanding of the CASEL Competencies and Danielson Framework for Teaching to better themselves and support student growth.

3-4 Elementary Goals

DAVIS ELEMENTARY GOALS:

SEL Vision Statement: Davis Elementary empowers all students in their individual growth and focuses on development as leaders, creating personal goals, and relationships with peers with the overall goal for all students to be respectful citizens who contribute to positive change within their local community and global society.

During the 2021-2022 academic school year,

1. 100% of Davis Elementary staff members will prioritize taking care of students, themselves, and colleagues to further a positive atmosphere for all stakeholders.
2. 80% of Davis Elementary students will show proficiency in both Math and Reading on the NWEA MAP Math or ISASP (Mathematics) and FAST AReading or NWEA MAP Reading (Reading).
3. 100% of Davis Elementary staff members will provide stakeholders with effective, efficient, and timely communication through multiple avenues to strengthen the bond between home and school.
4. 100 % of Davis Elementary staff will study, collaborate on, and work to implement incrementally the CASEL Competencies (SEL) and Danielson Framework for Teaching to better themselves, their instructional decision-making, and support student growth.

GMS

Grinnell Middle School GOALS:

SEL Vision Statement: Our school empowers all students to achieve their potential, becoming lifelong learners and compassionate, respectful citizens who contribute to positive change within their local community and global society.

- 1. Staff will frequently engage with each other to create a more positive, productive learning environment. This will be monitored at the end of each trimester with the hope that everyone will feel more included in our school community.*
- 2. At GMS, all students will be greeted by their name in all school settings by every adult. All students will receive explicit SEL instruction daily. Students will be surveyed at least once each trimester to determine connectedness.*

GRINNELL HIGH SCHOOL 2021-22

Goals & Collective Commitments

- 1. GHS Staff will model SEL competencies & integrate them into learning opportunities where appropriate.*
- 2. Schoolwide SEL implementation will be studied and common practices shared with all staff on effective SEL integration.*
- 3. Through SEL learning, GHS Staff will create an equitable learning environment that empowers students to achieve their full potential.*

Connecting Students

Elementary

- Summer SLICK Program, Music Speaks, Girls' Math Club, Outdoor learning opportunities with Giving Gardens, LINK afterschool program, Clover Kids, Morning Social Emotional Learning Activities

Middle School

- 7 Sports (Including Fitness)
- Clubs & Other Organizations: Drama Club, Art Club, Spring Play, Jazz Band, Honor Choir, Student Council, Band, Choir, Cheerleading, Debate, D & D Club, Chess Club, Diversity Alliance, FCA

High School

- 19 Varsity Sports (lower levels offered as well)
- Fine Arts Opportunities: Curtain Club, Thespians, Band, Choir, Fall Play/Spring Musical, Jazz Band, Large Group Speech, Individual Speech, Model UN, Debate
- Clubs & Other Organizations: Fellowship of Christian Athletes, Art Club, Robotics Club, FFA, FCCLA, Student Council, MVP Training (spring 2021) & full implementation 2021-22

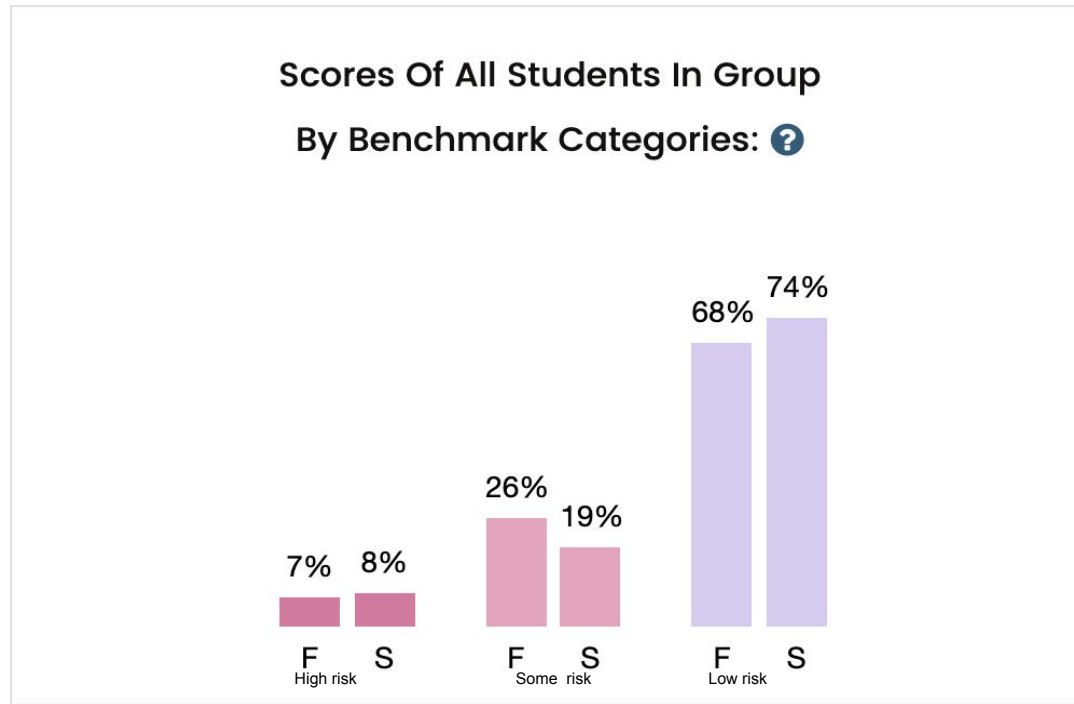
Assessments



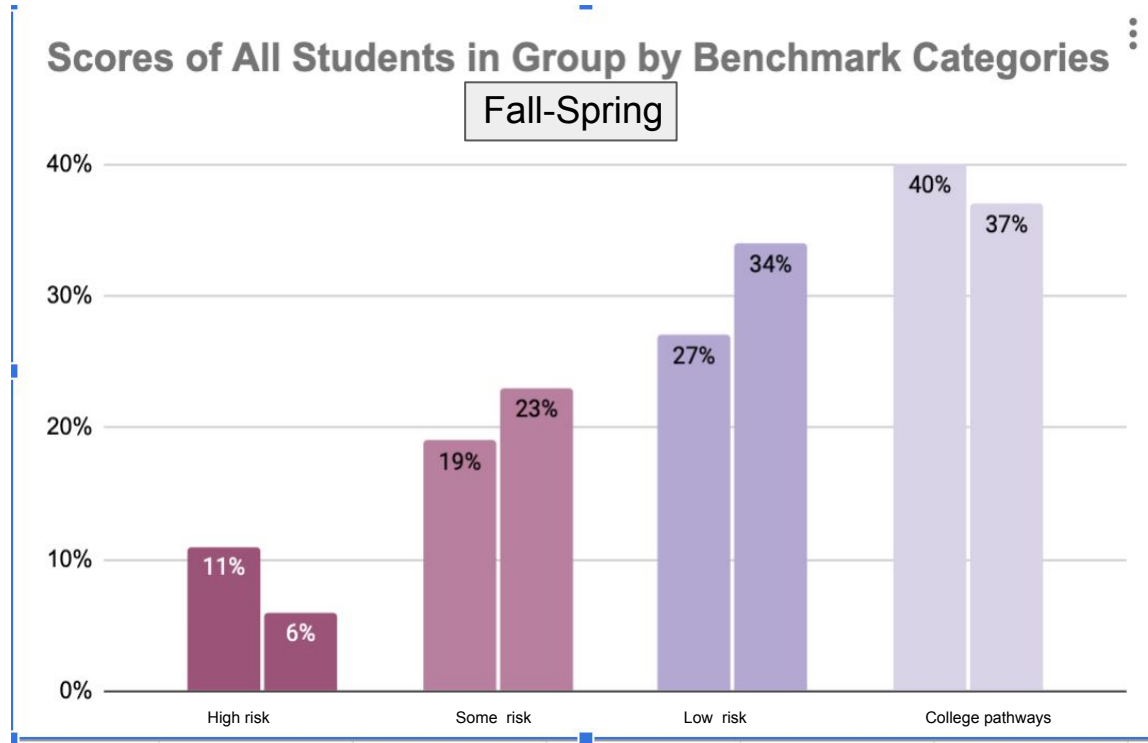
- ISASP
- NWEA MAP
- Districtwide Common Assessments
- FAST Data
- ACT

FAST Assessment 20-21 Early Reading K-1 Grade

All District Information



FAST 20-21 aReading 2nd Grade

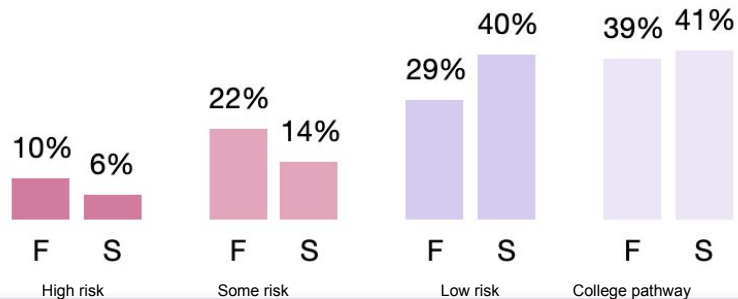


FAST Assessment 20-21

Reading 3rd-4th Grade

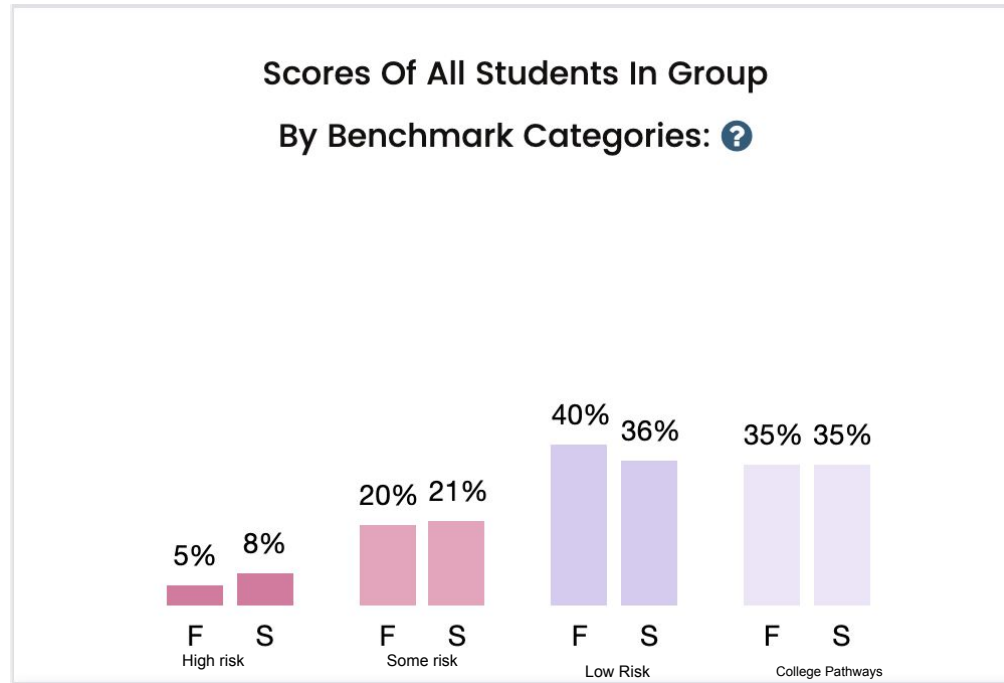
Scores Of All Students In Group

By Benchmark Categories: ?



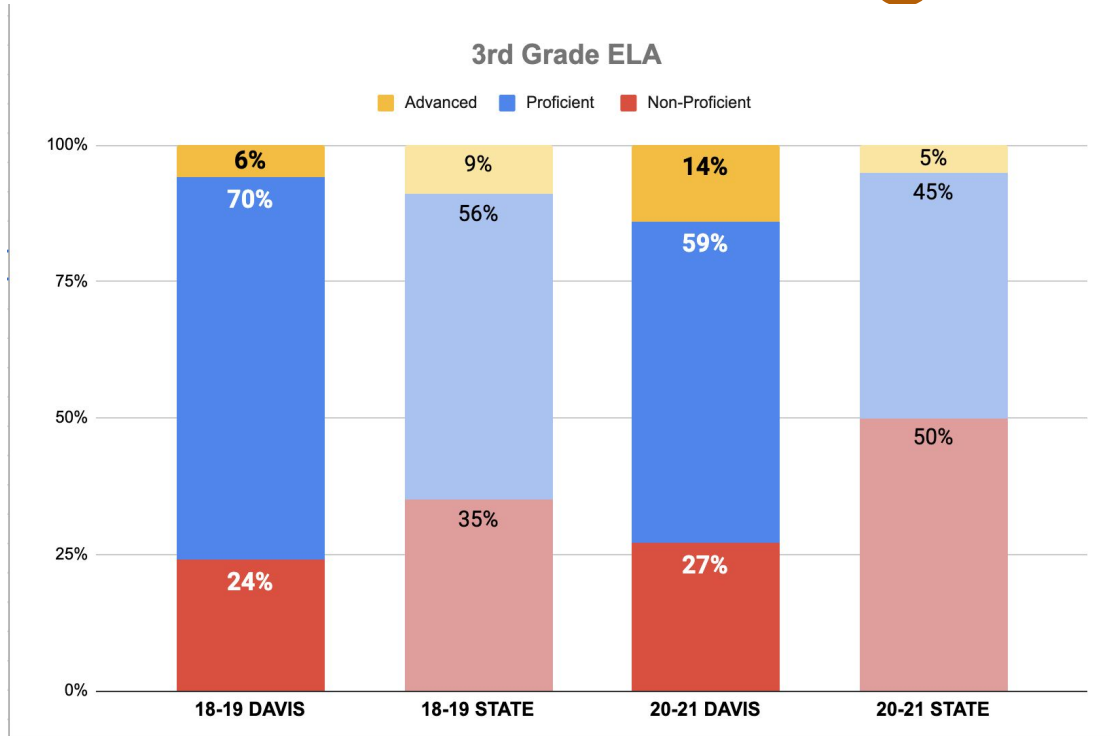
FAST

2021 Reading 5th-6th Grade

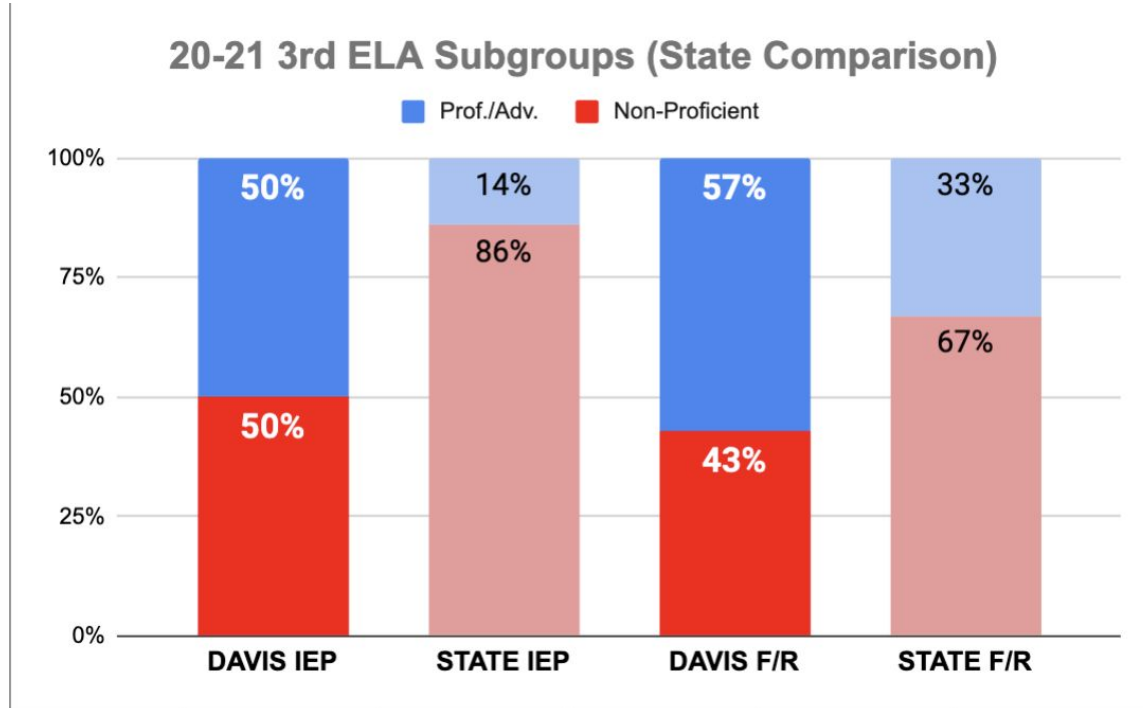


ISASP

3rd Grade Reading/ELA

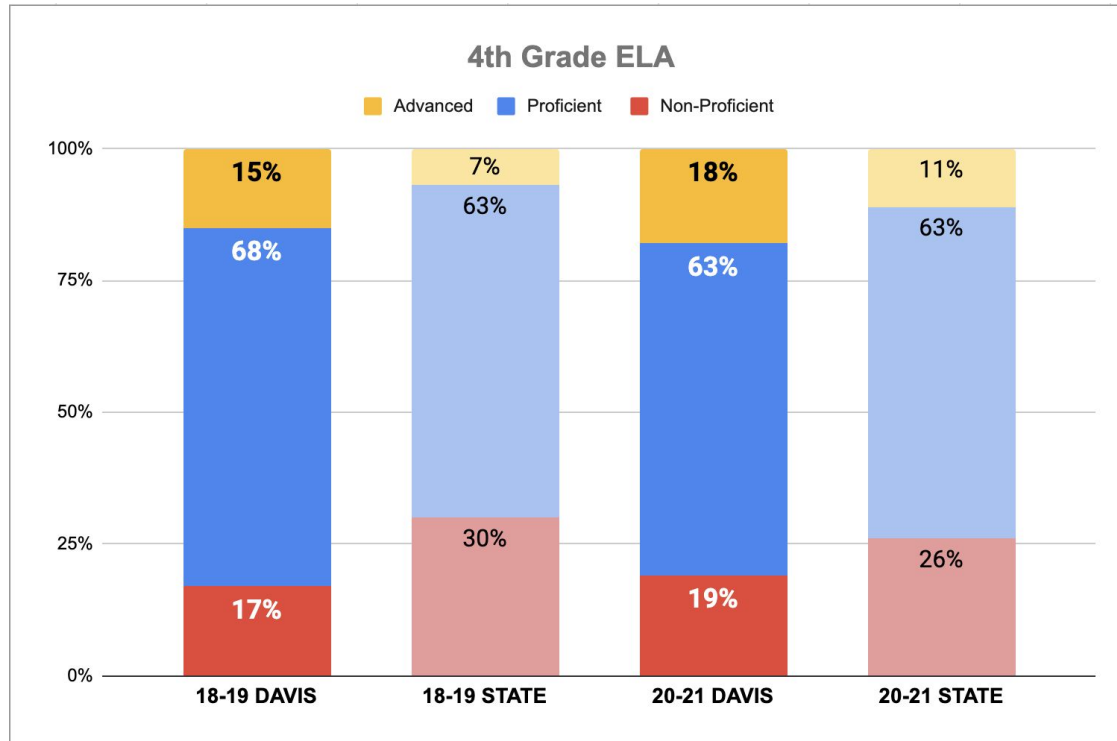


3rd Grade Reading/ELA Subgroup Data



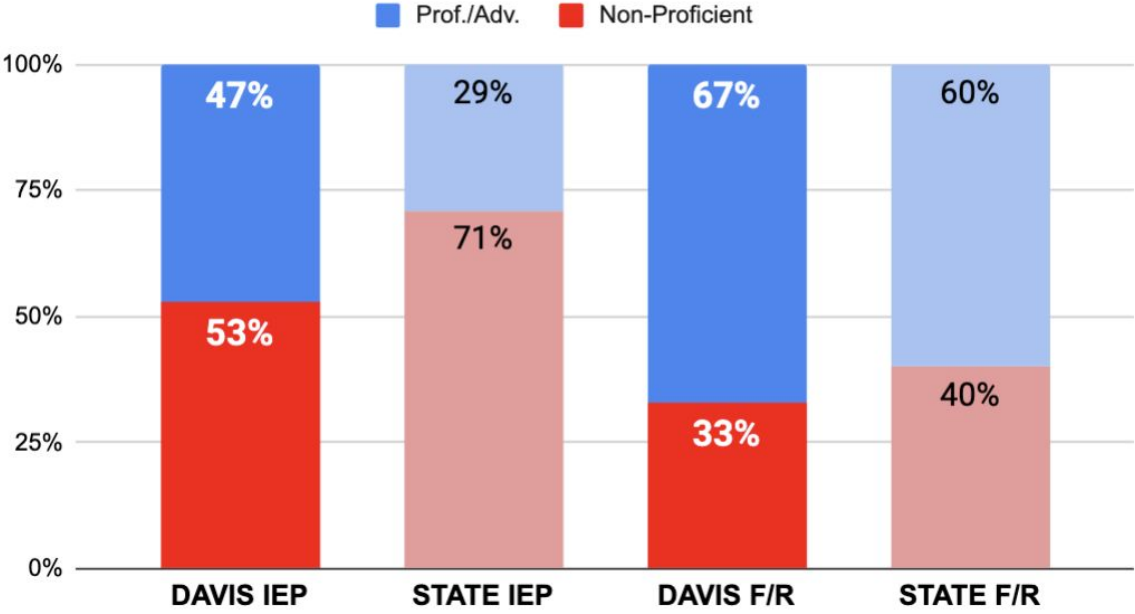
ISASP

4th Grade Reading/ELA



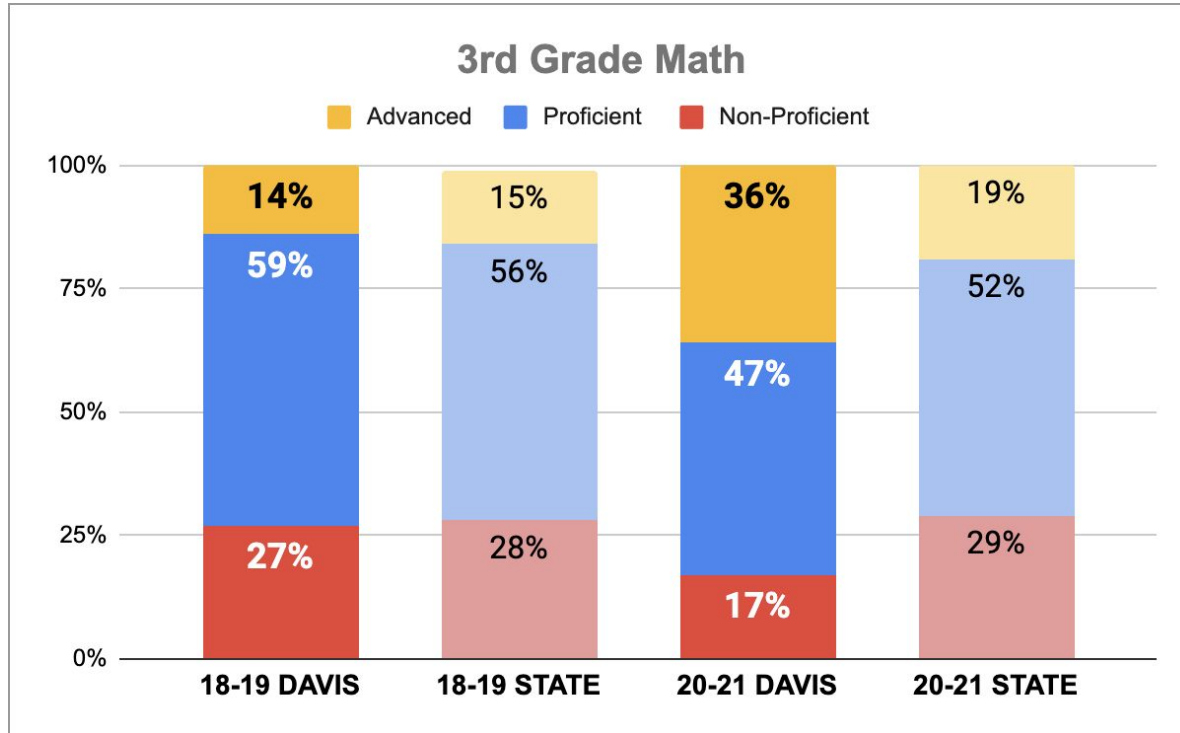
4th Grade Reading/ELA Subgroup Data

20-21 4th ELA Subgroups (State Comparison)

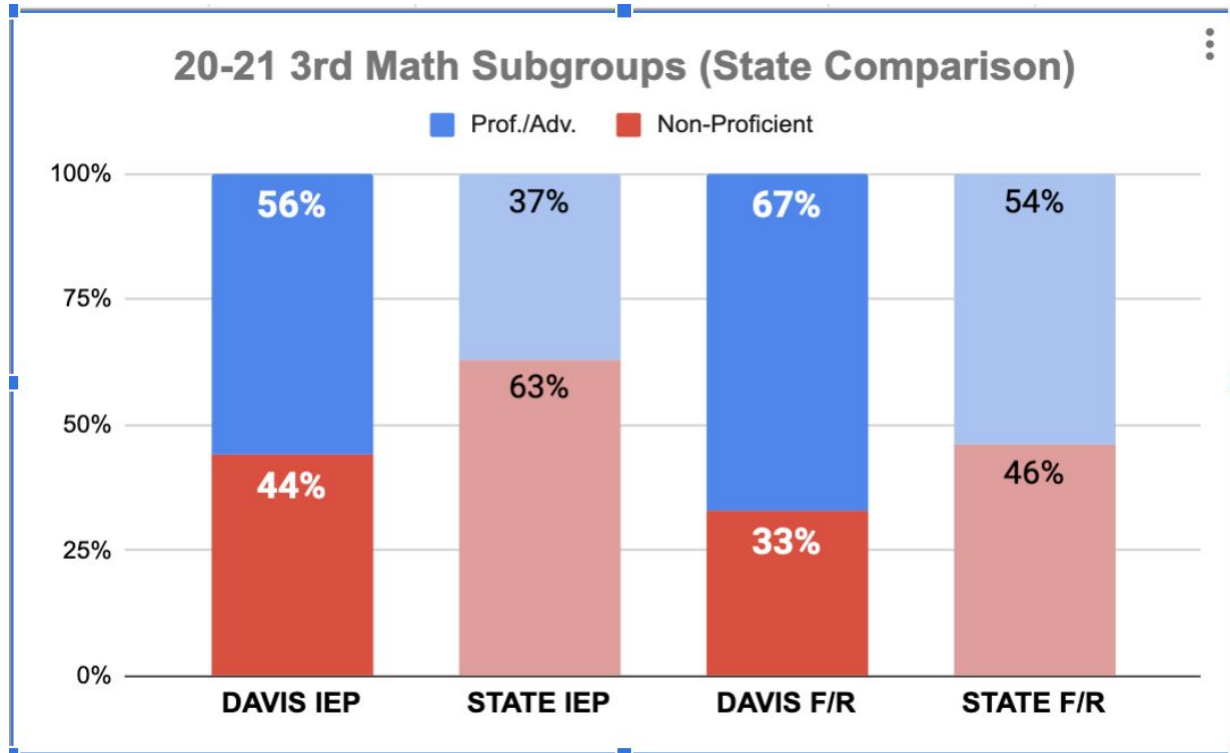


ISASP

3rd Grade Math

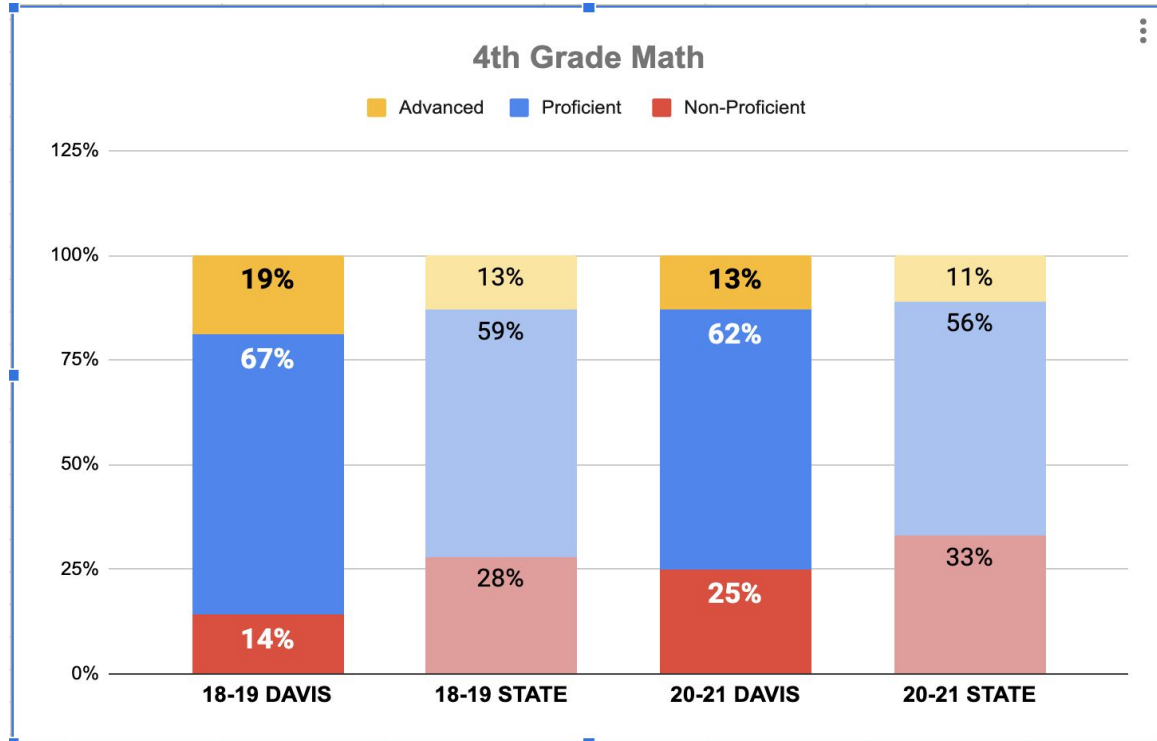


3rd Grade Math Subgroup Data

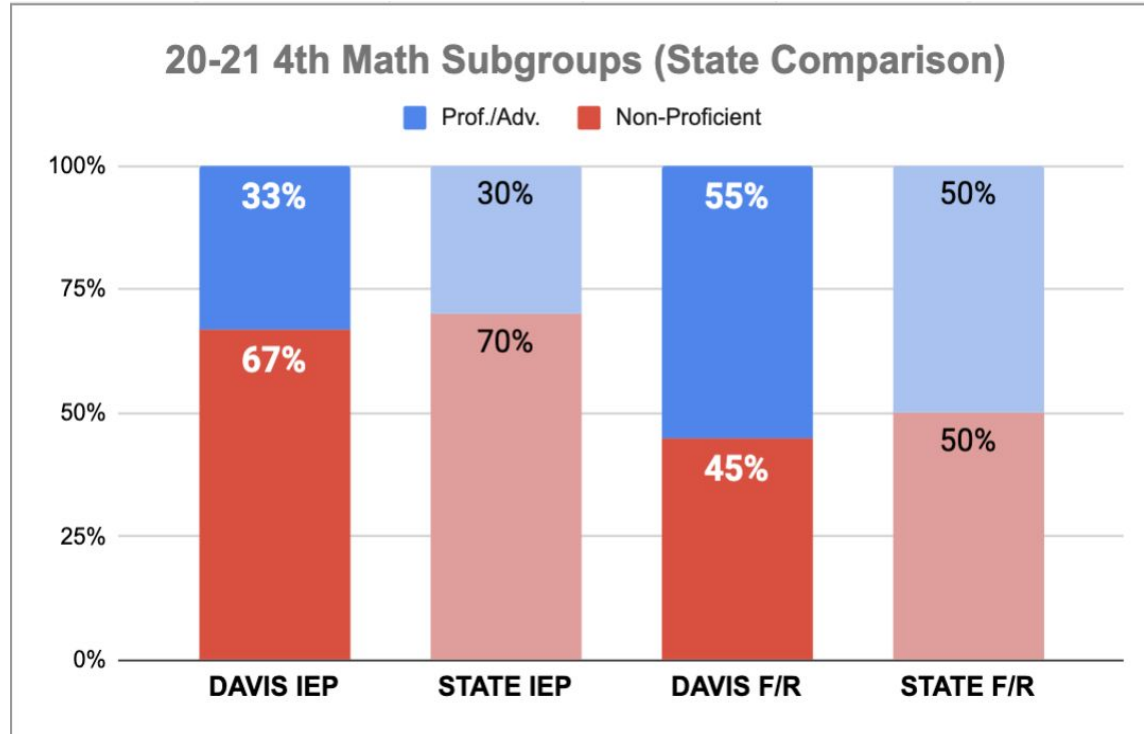


ISASP

4th Grade Math

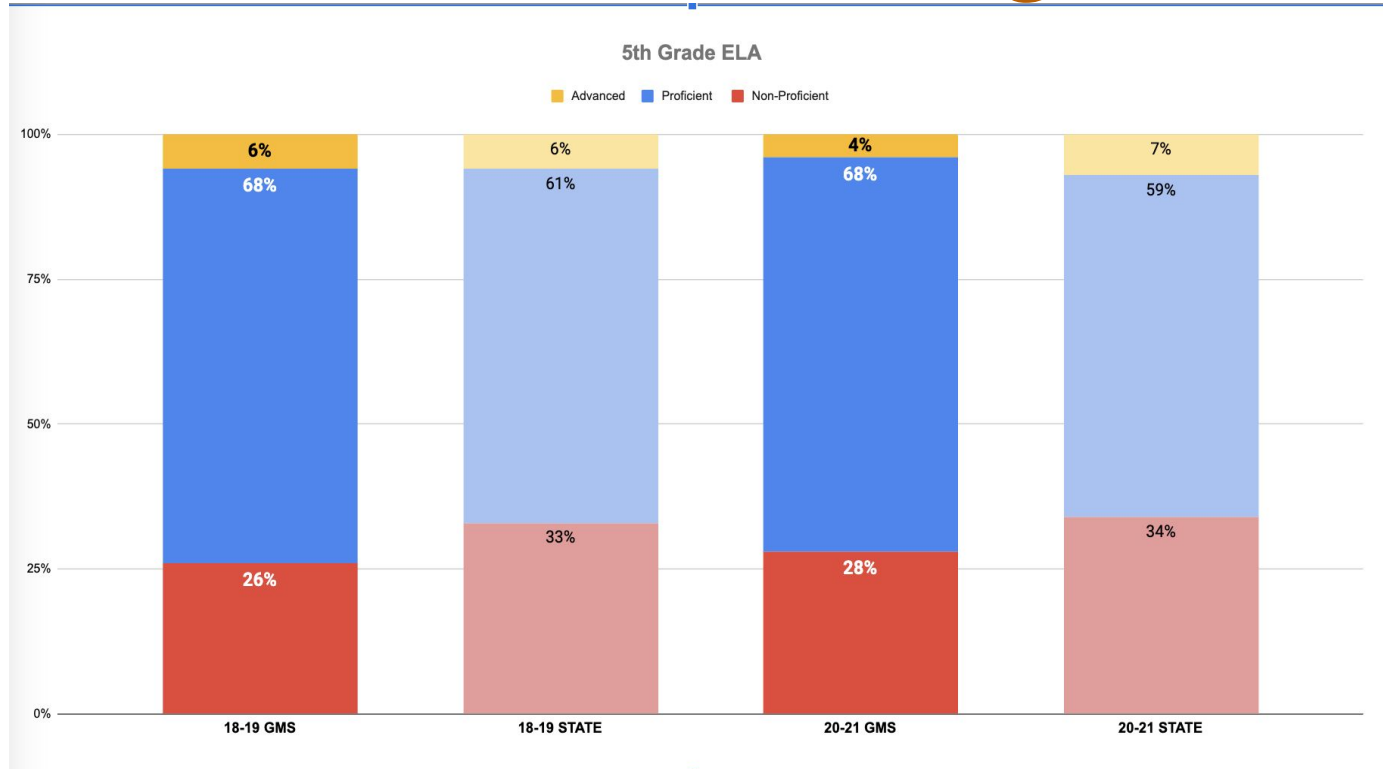


4th Grade Math Subgroup Data



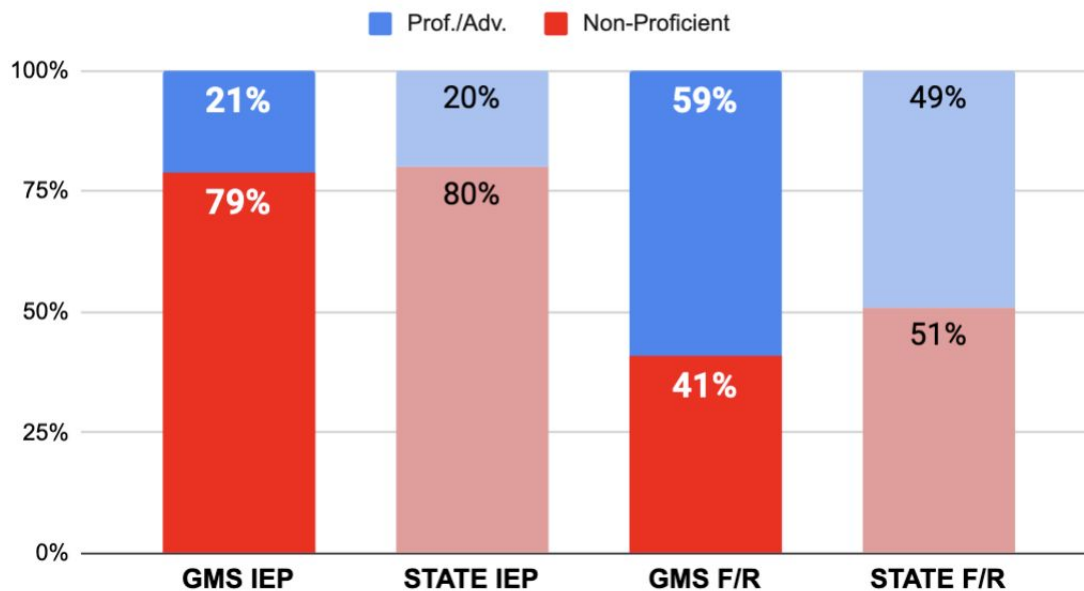
ISASP

5th Grade Reading/ELA



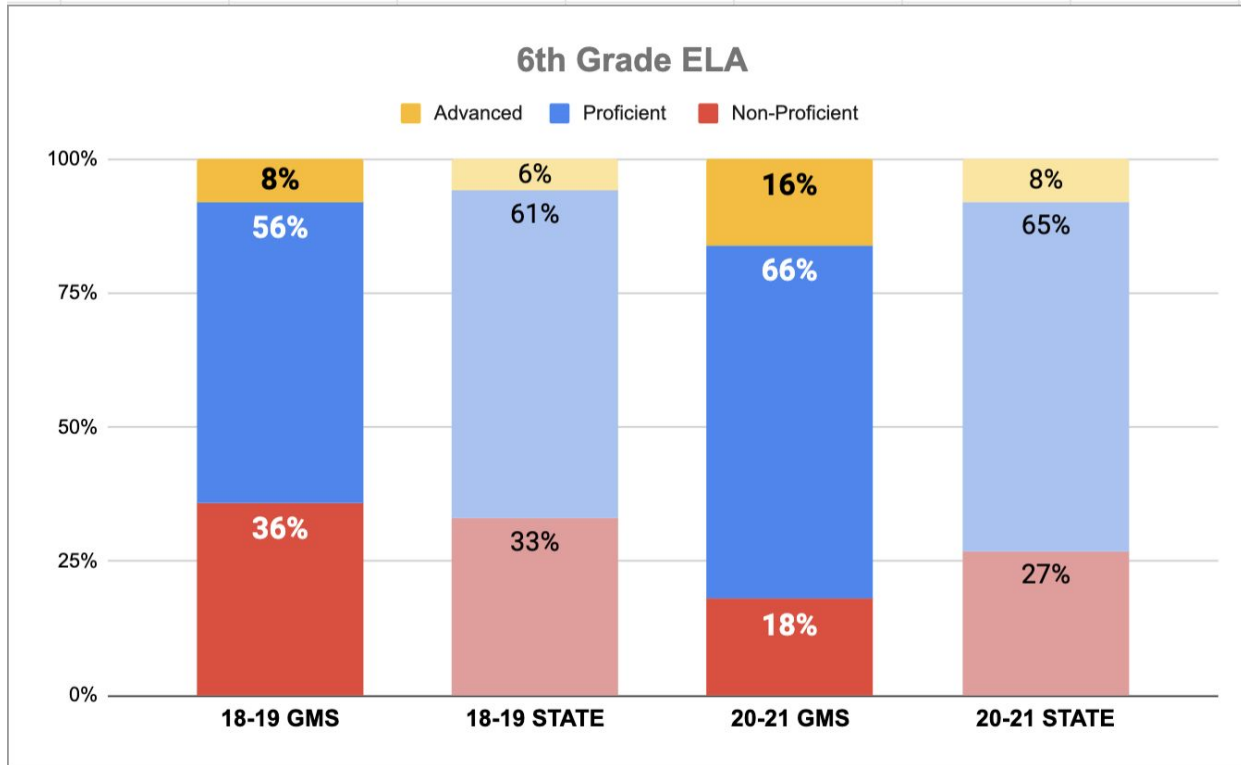
5th Grade Reading/ELA Subgroup Data

20-21 5th ELA Subgroups (State Comparison)

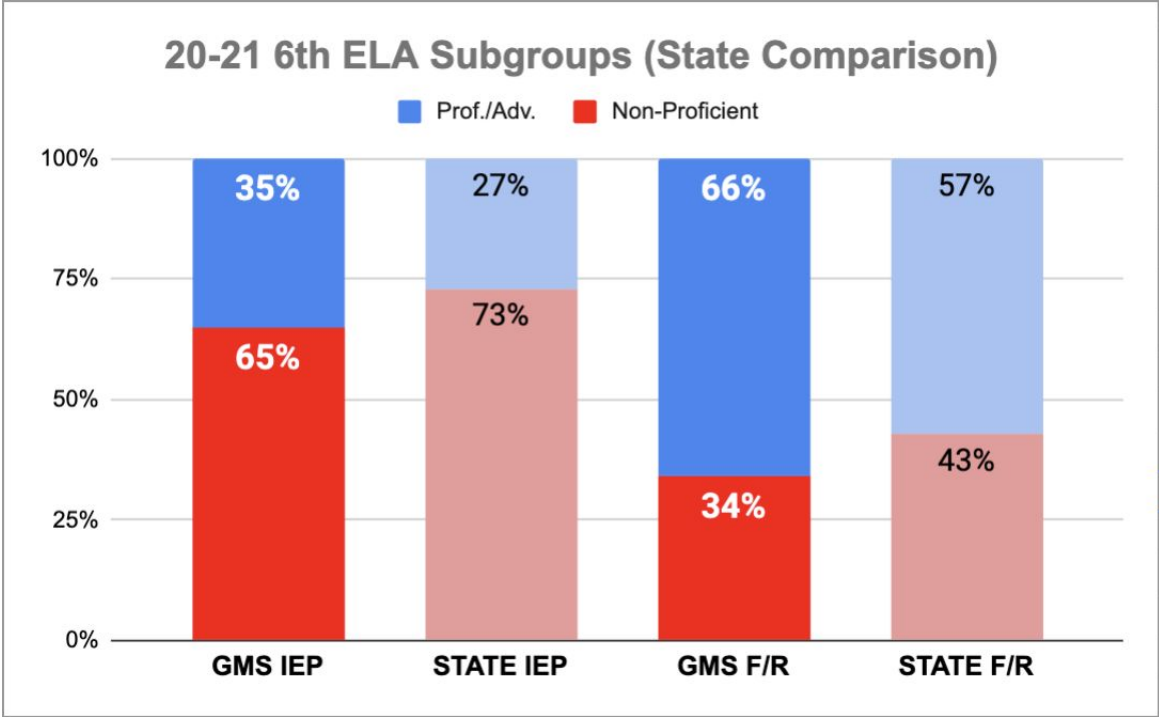


ISASP

6th Grade Reading/ELA

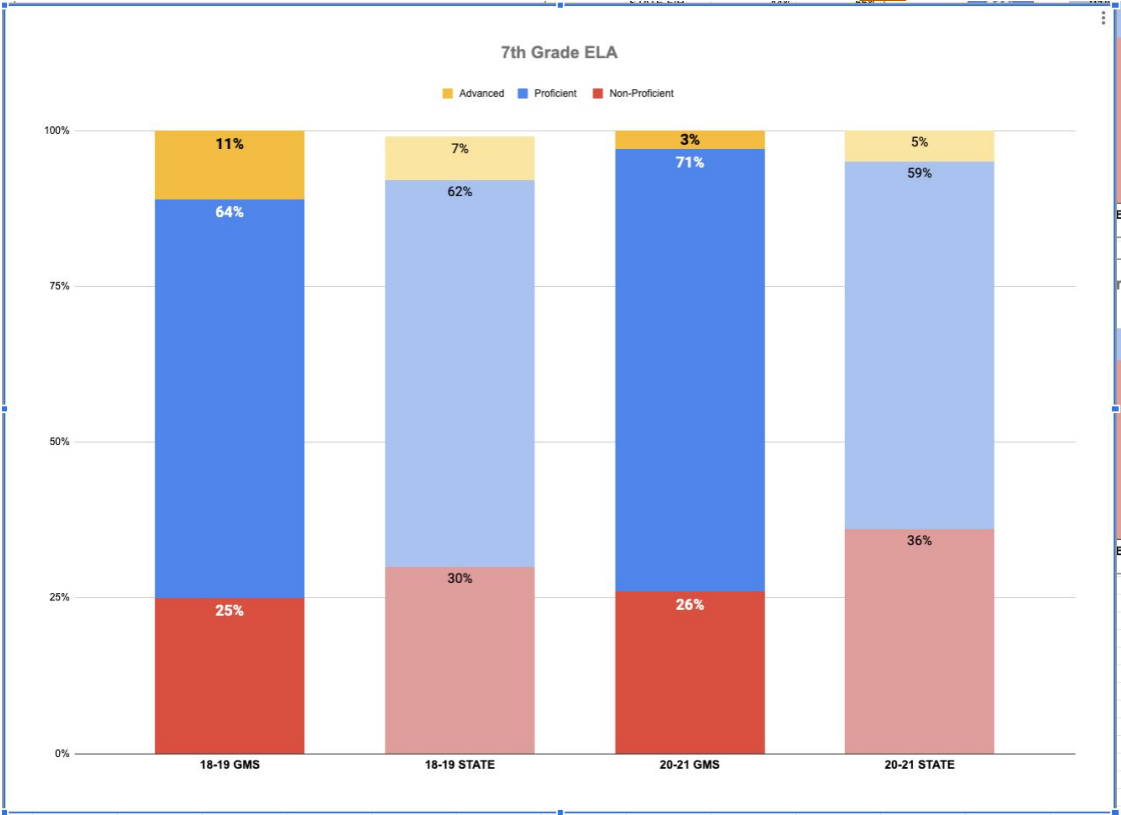


6th Grade Reading/ELA Subgroup Data

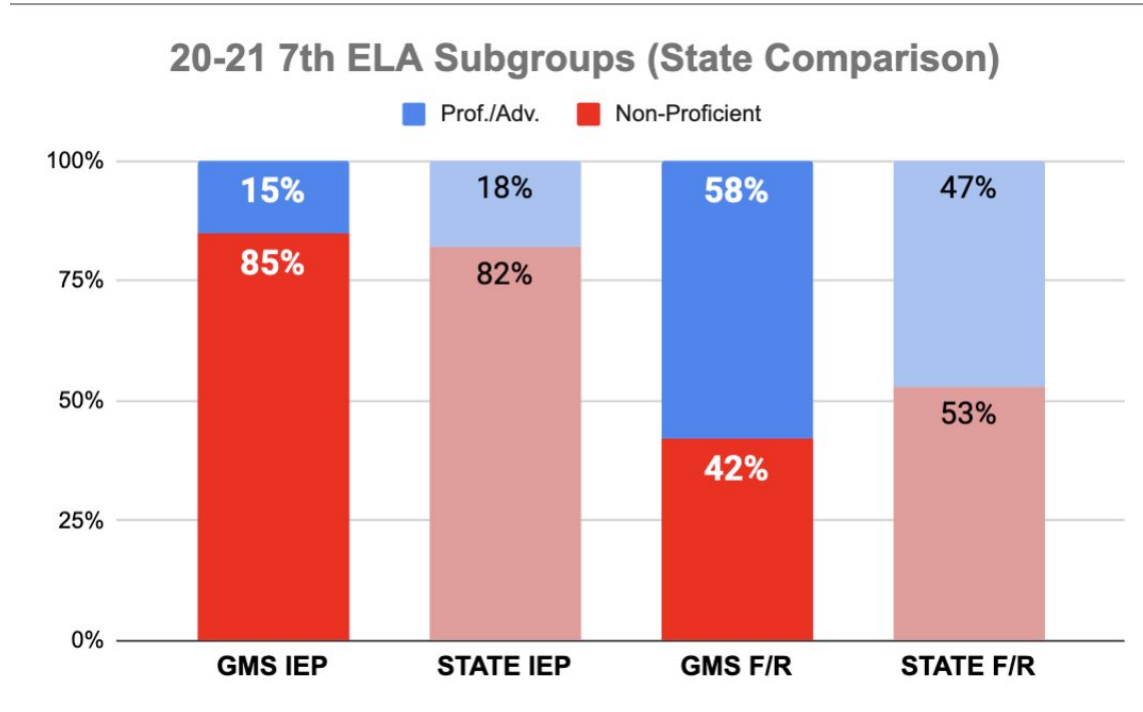


ISASP

7th Grade Reading/ELA

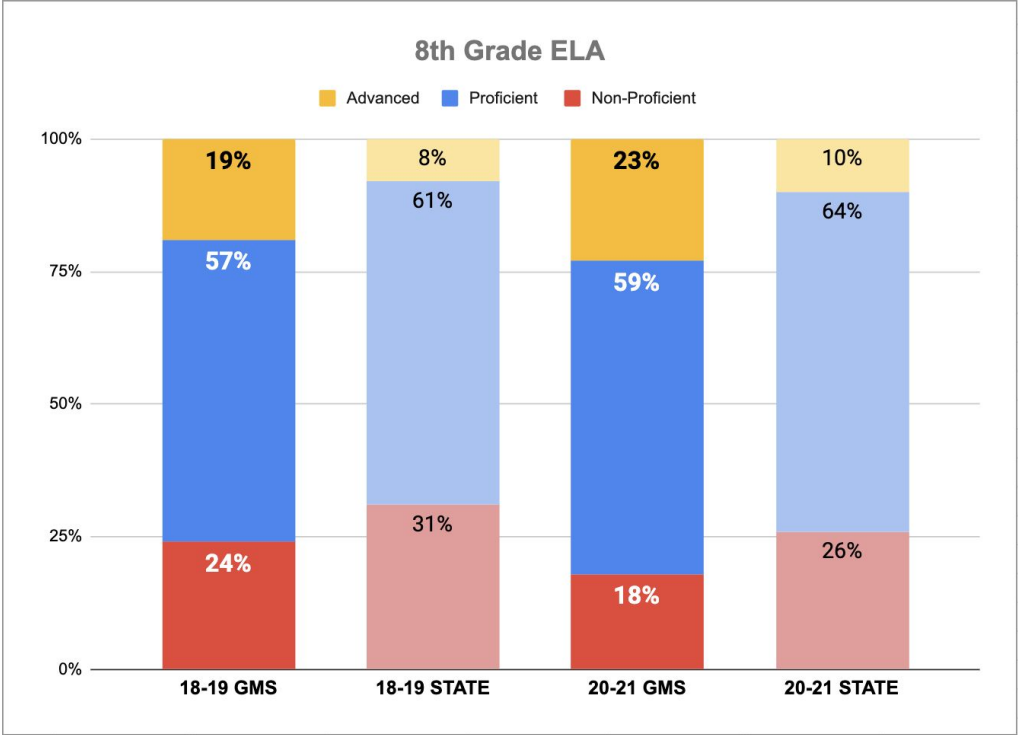


7th Grade Reading/ELA Subgroup Data



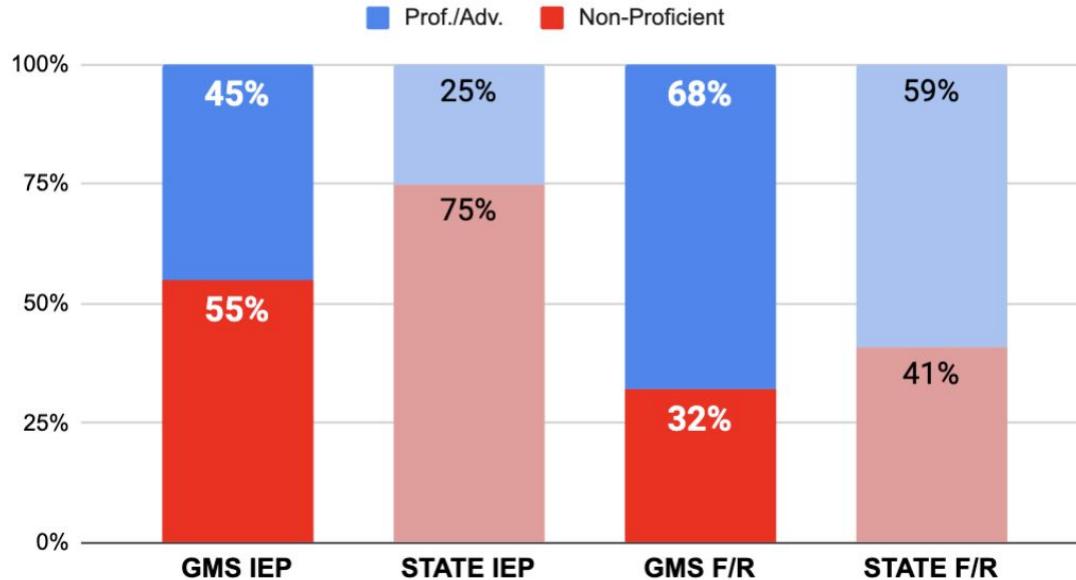
ISASP

8th Grade Reading/ELA

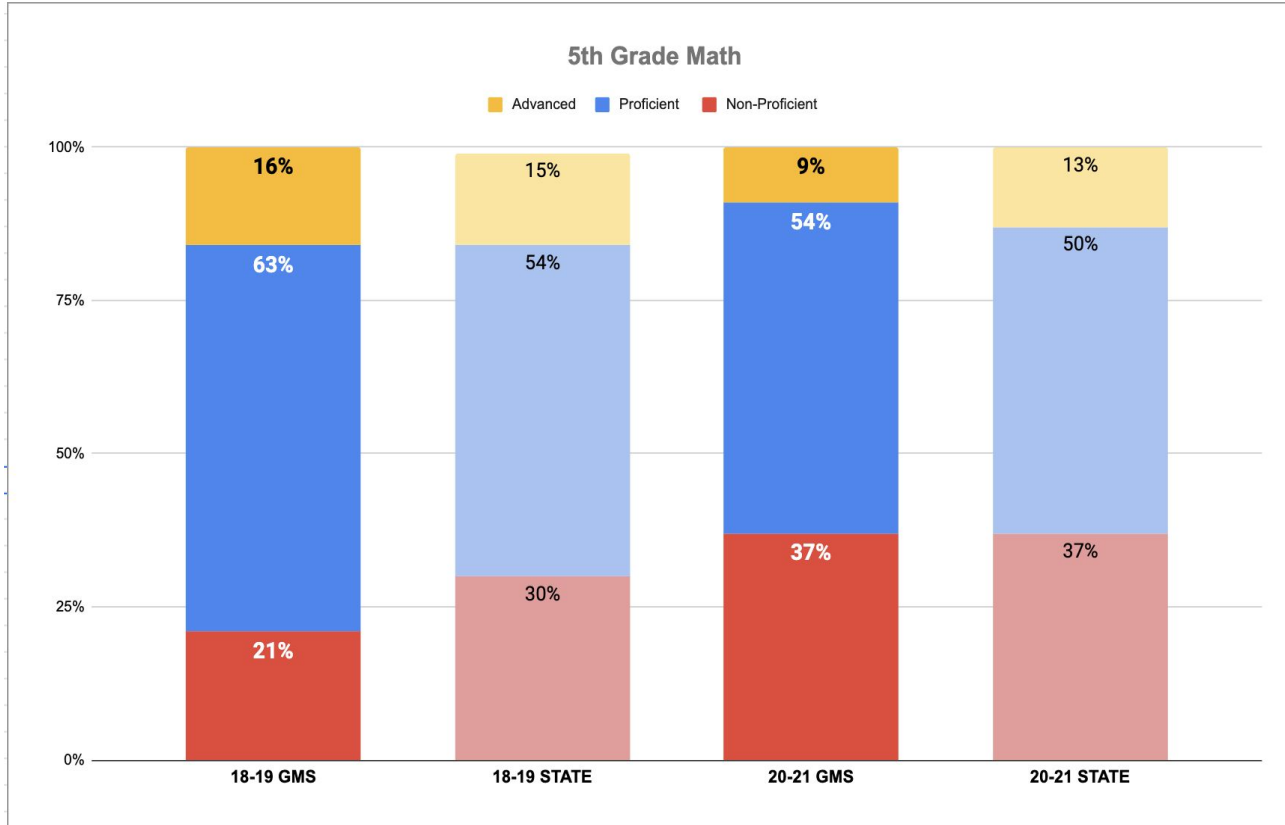


8th Grade Reading/ELA Subgroup Data

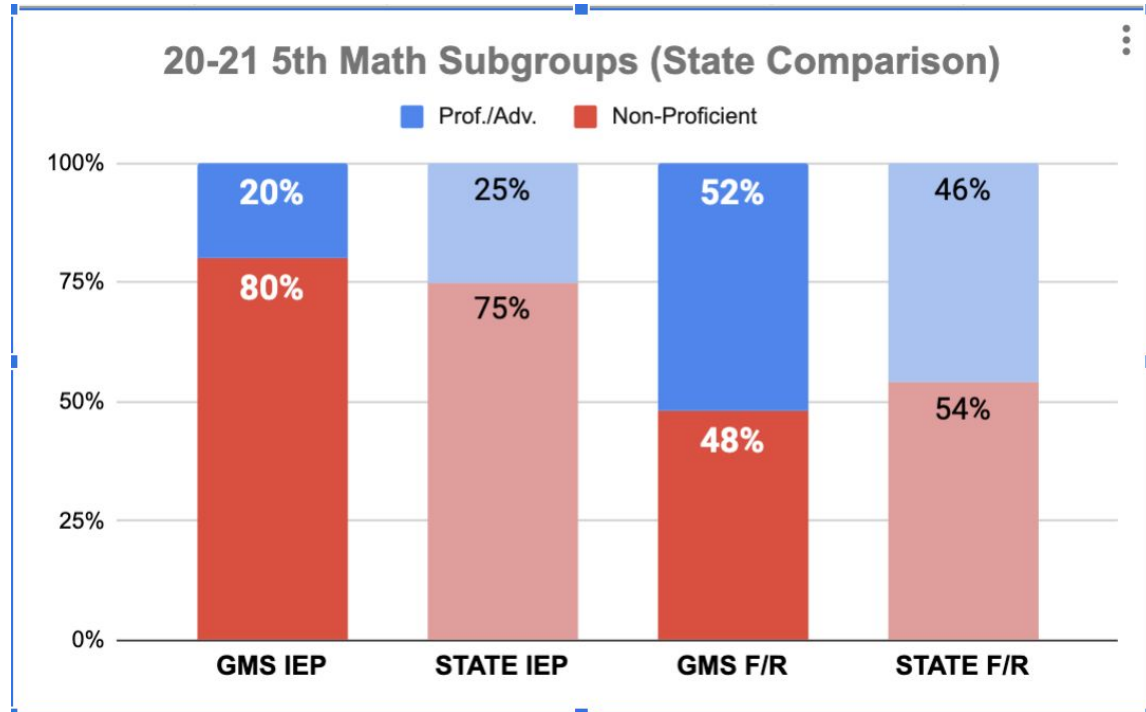
20-21 8th ELA Subgroups (State Comparison)



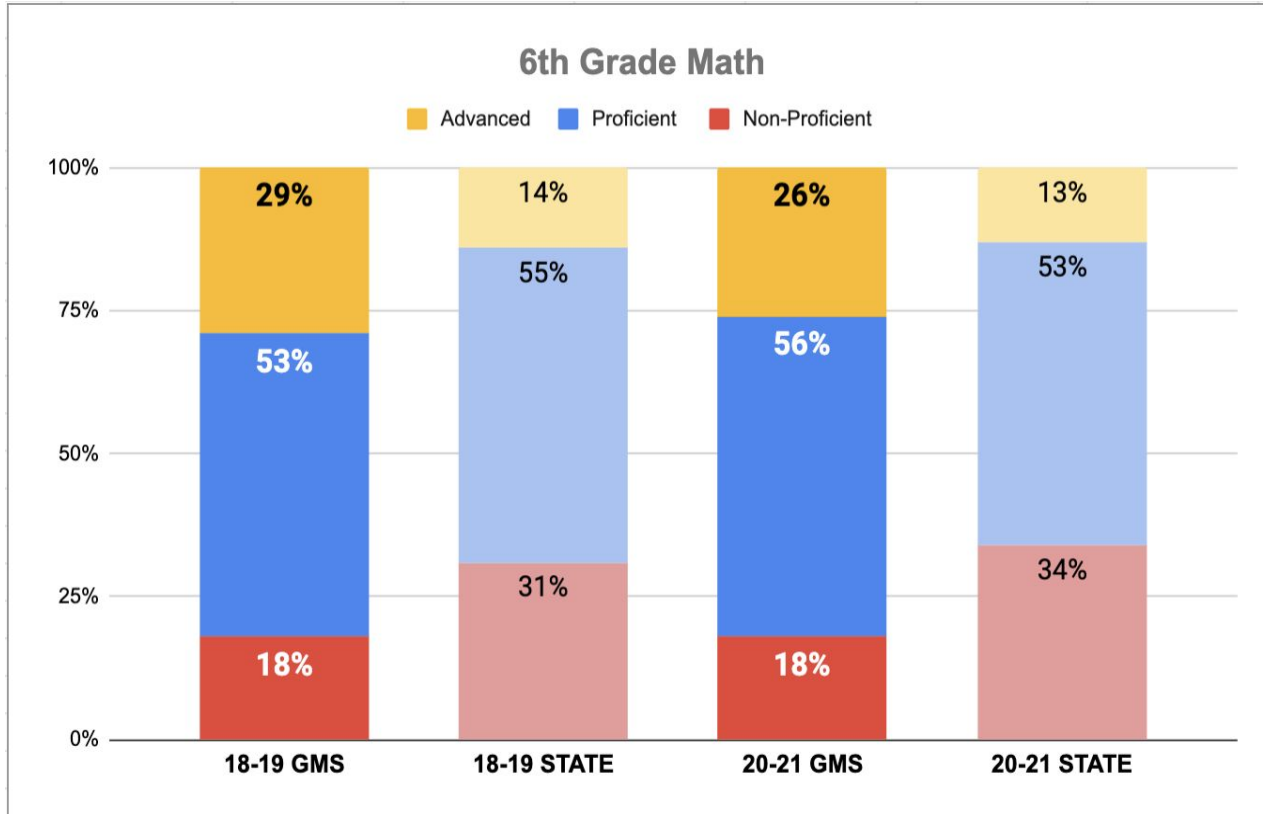
ISASP 5th Grade Math



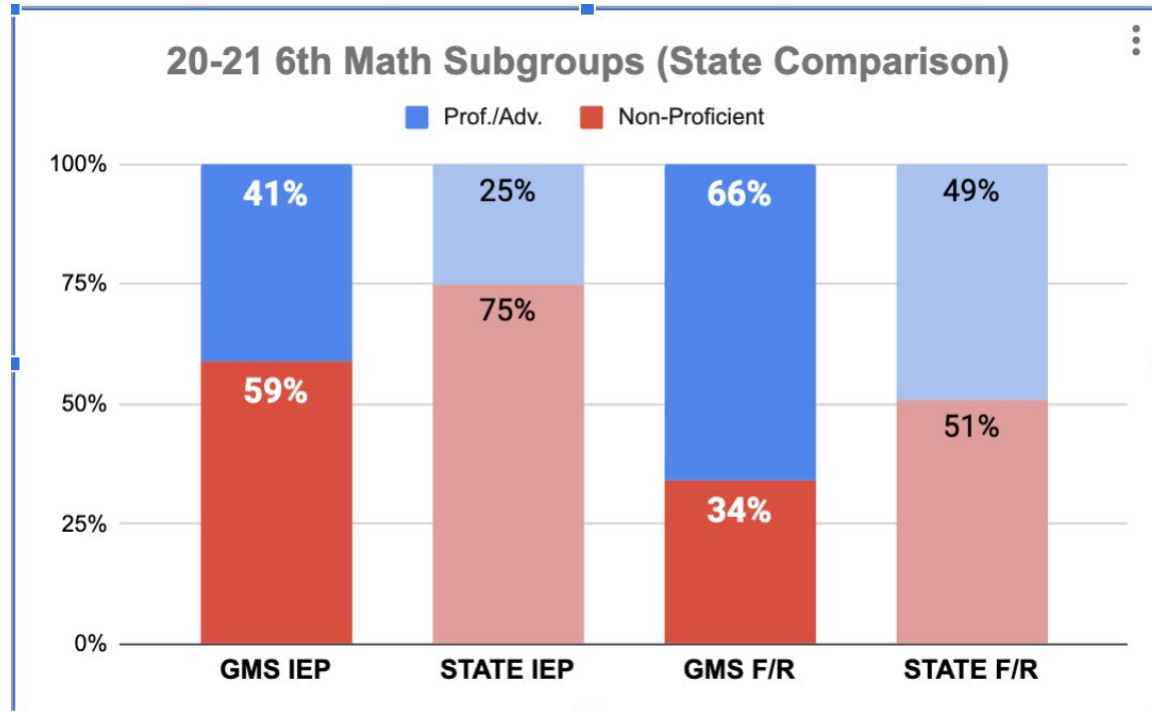
5th Grade Math Subgroup Data



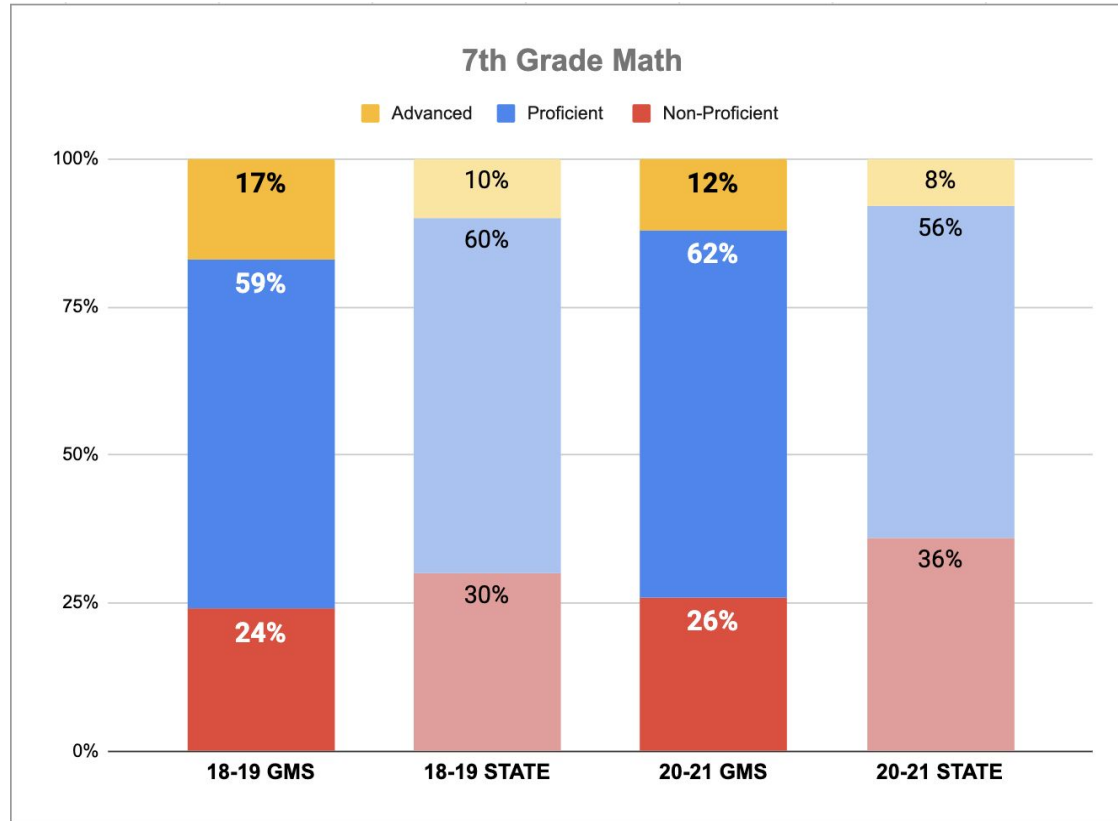
ISASP 6th Grade Math



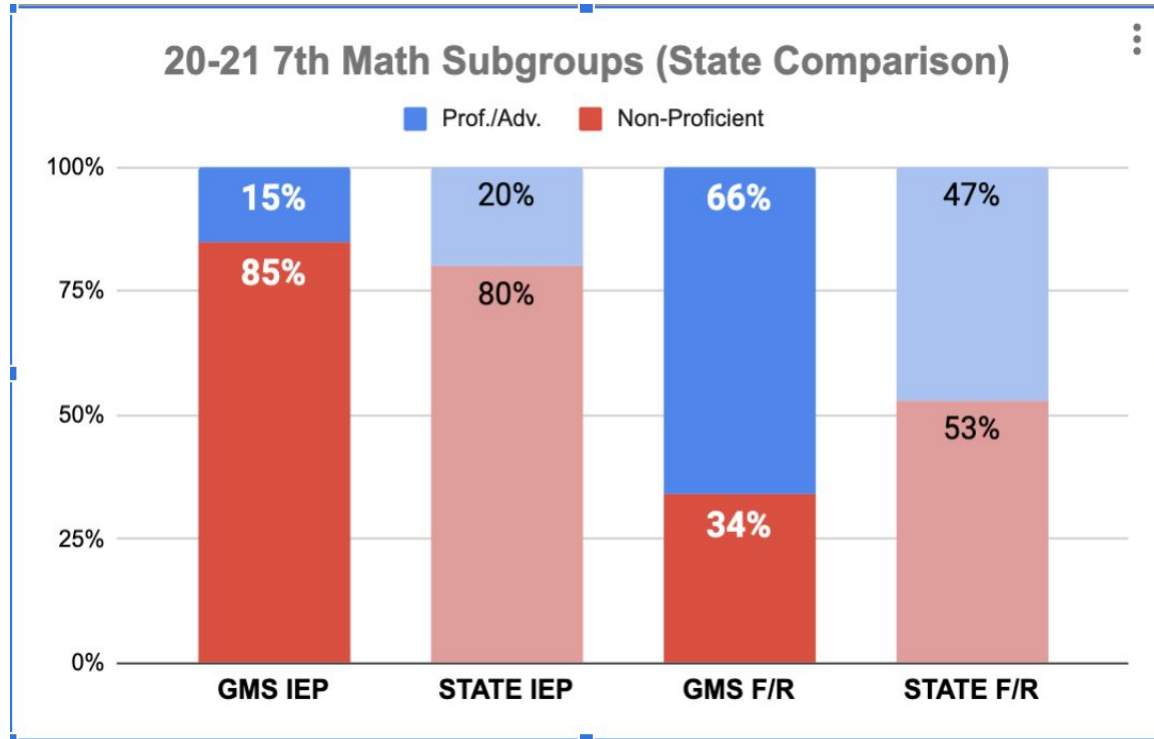
6th Grade Math Subgroup Data



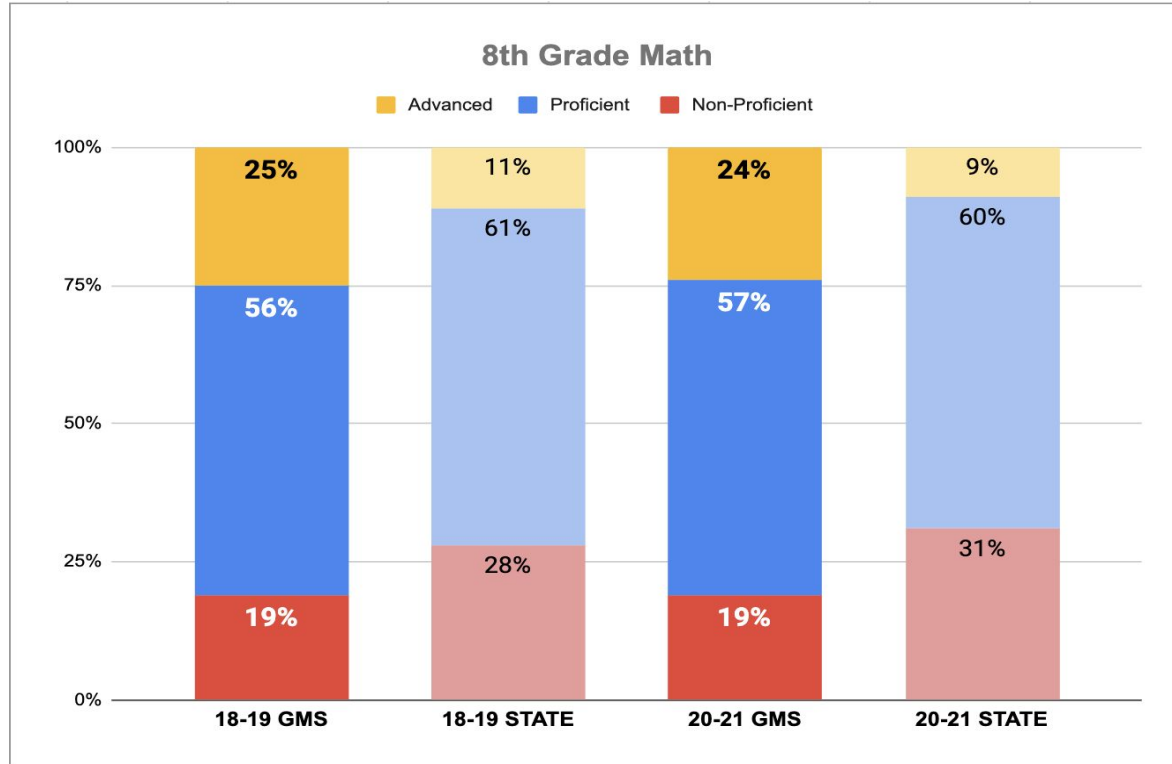
ISASP 7th Grade Math



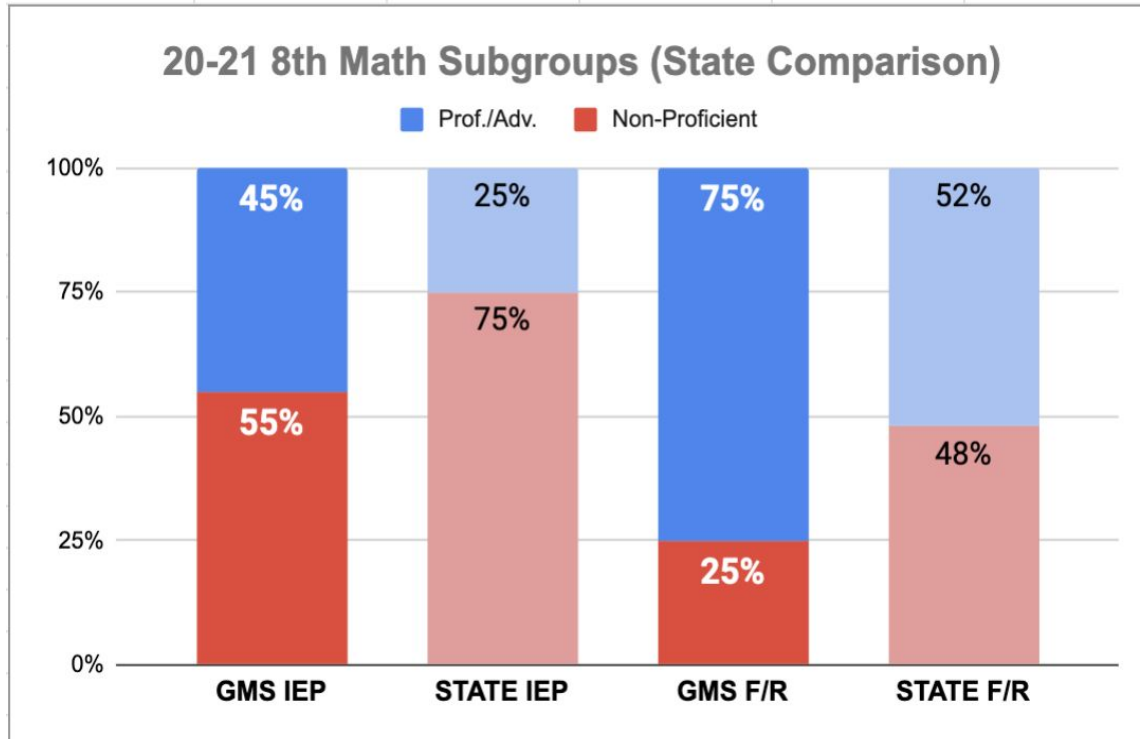
7th Grade Math Subgroup Data



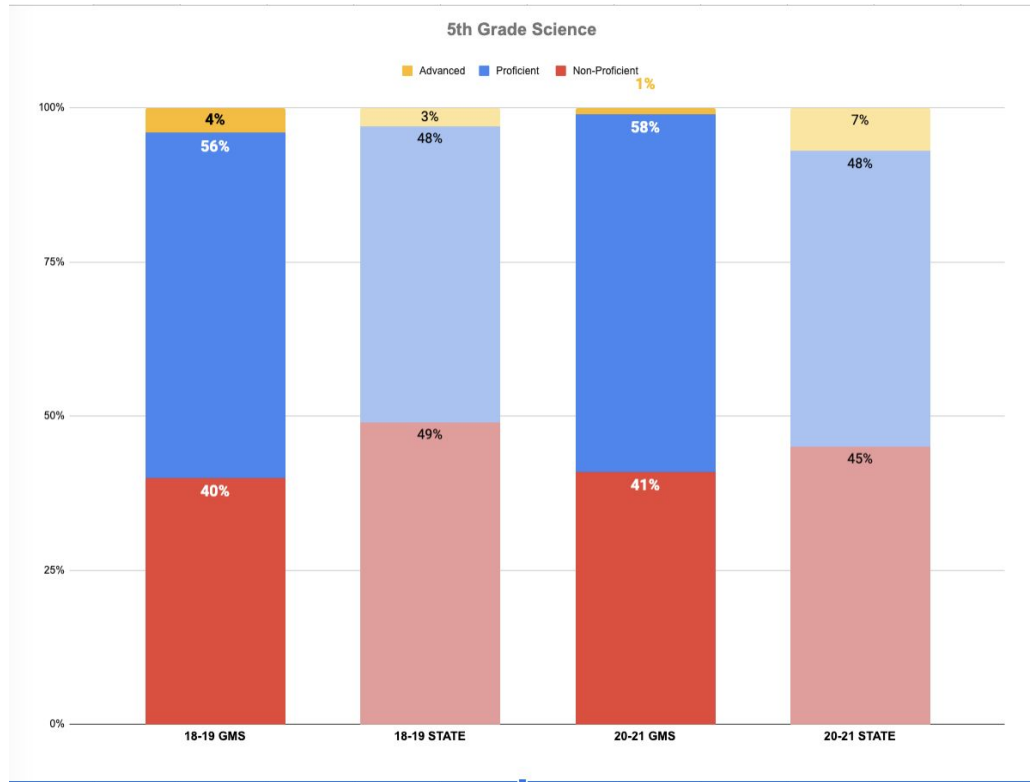
ISASP 8th Grade Math



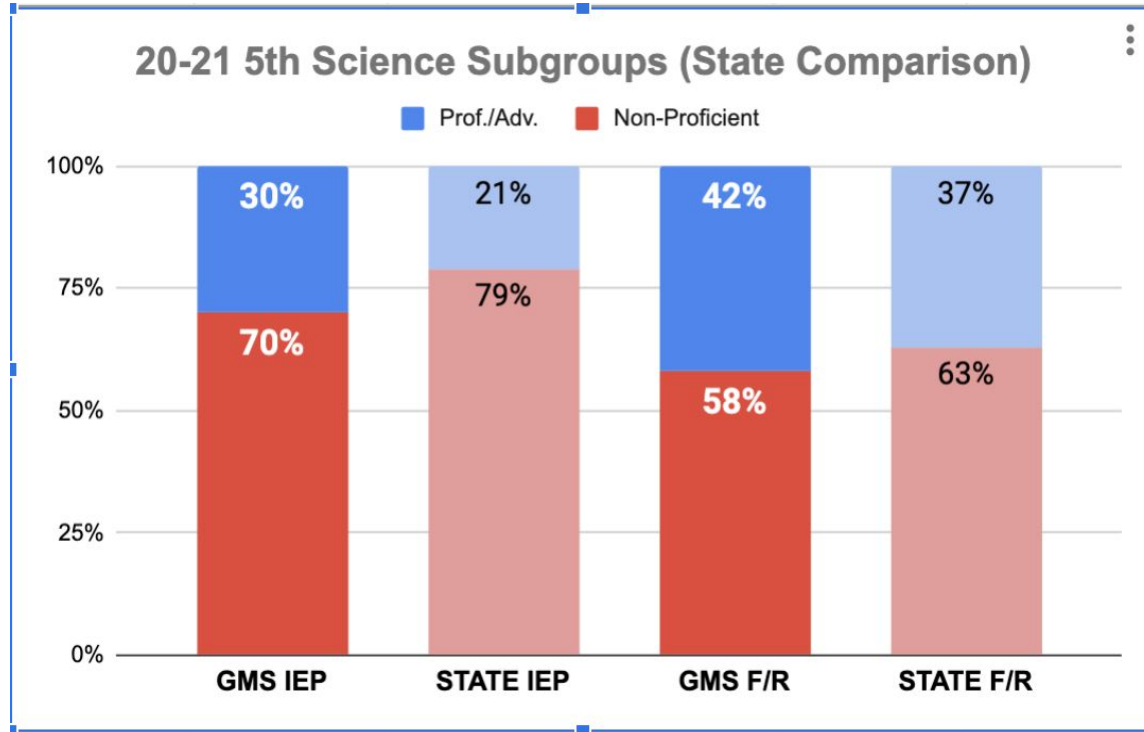
8th Grade Math Subgroup Data



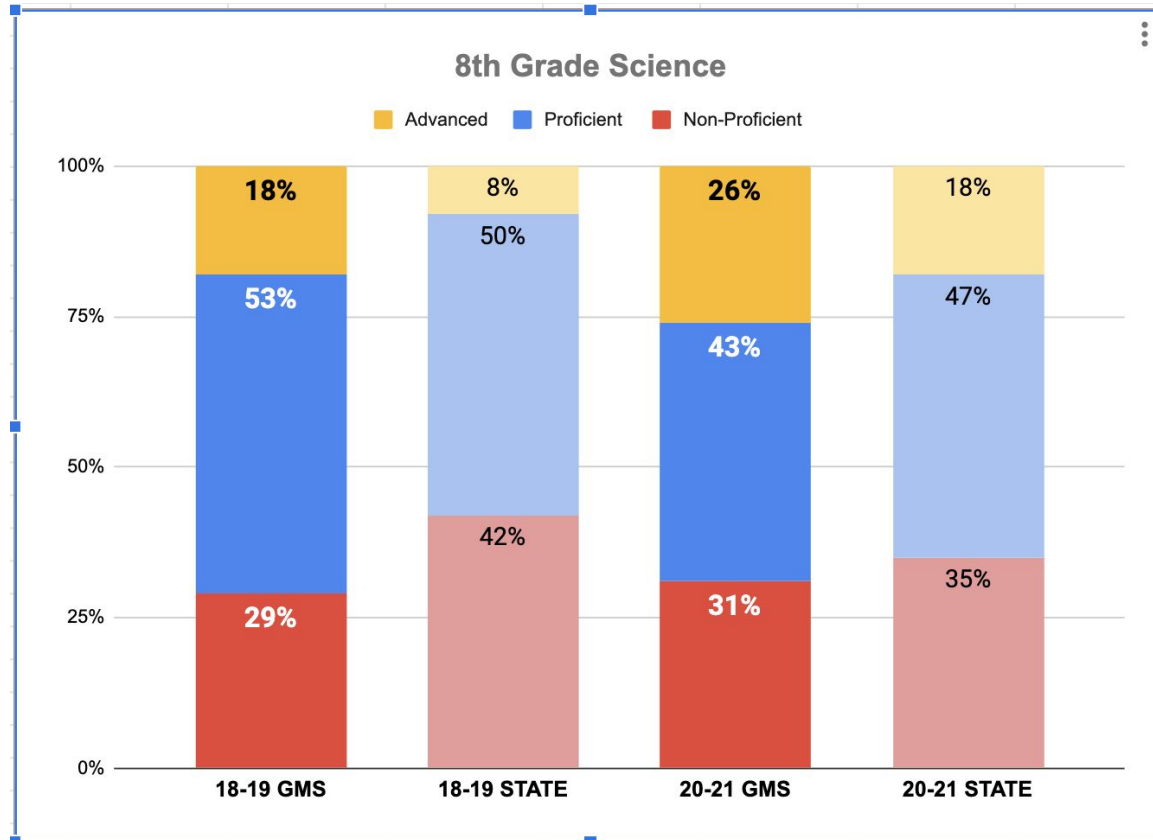
ISASP 5th Grade Science



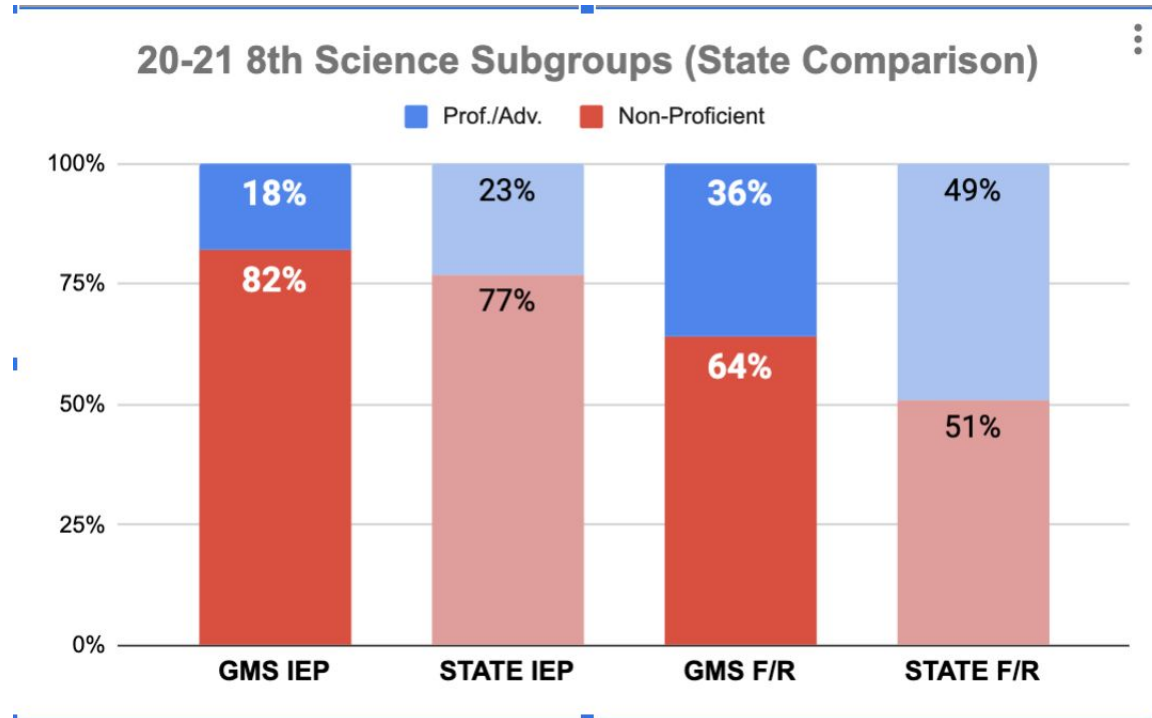
5th Grade Science Subgroup Data



ISASP 8th Grade Science

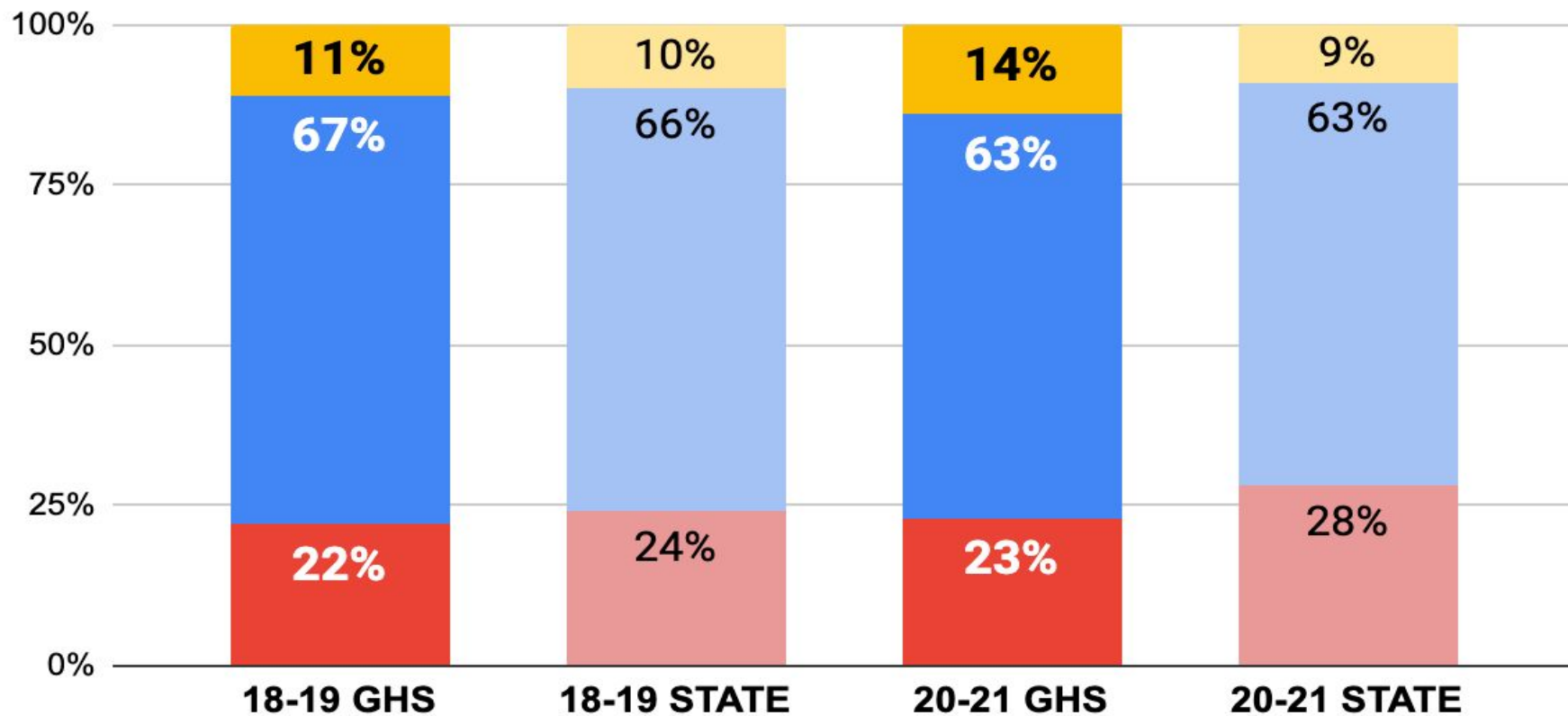


8th Grade Science Subgroup Data



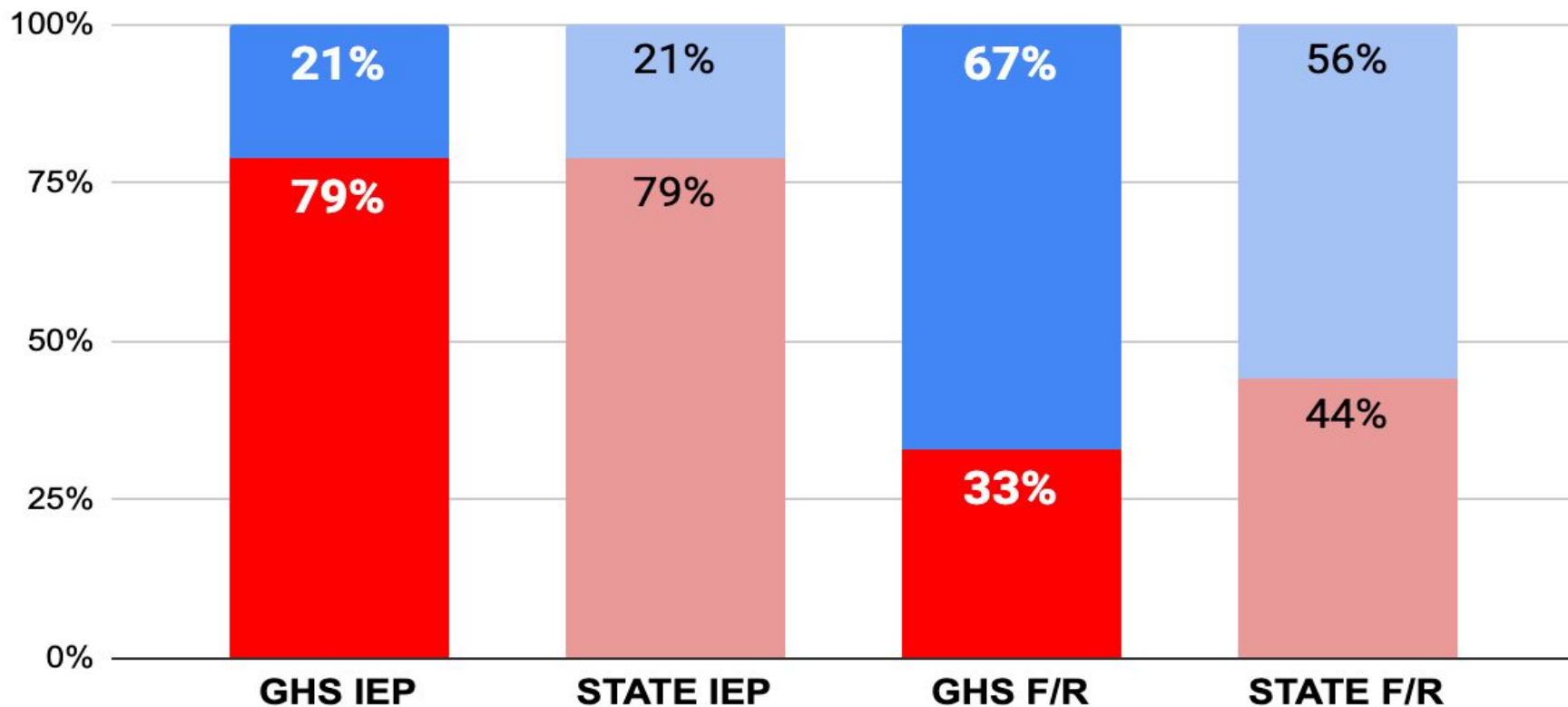
9th Grade English/Language Arts (Reading)

Advanced Proficient Non-Proficient



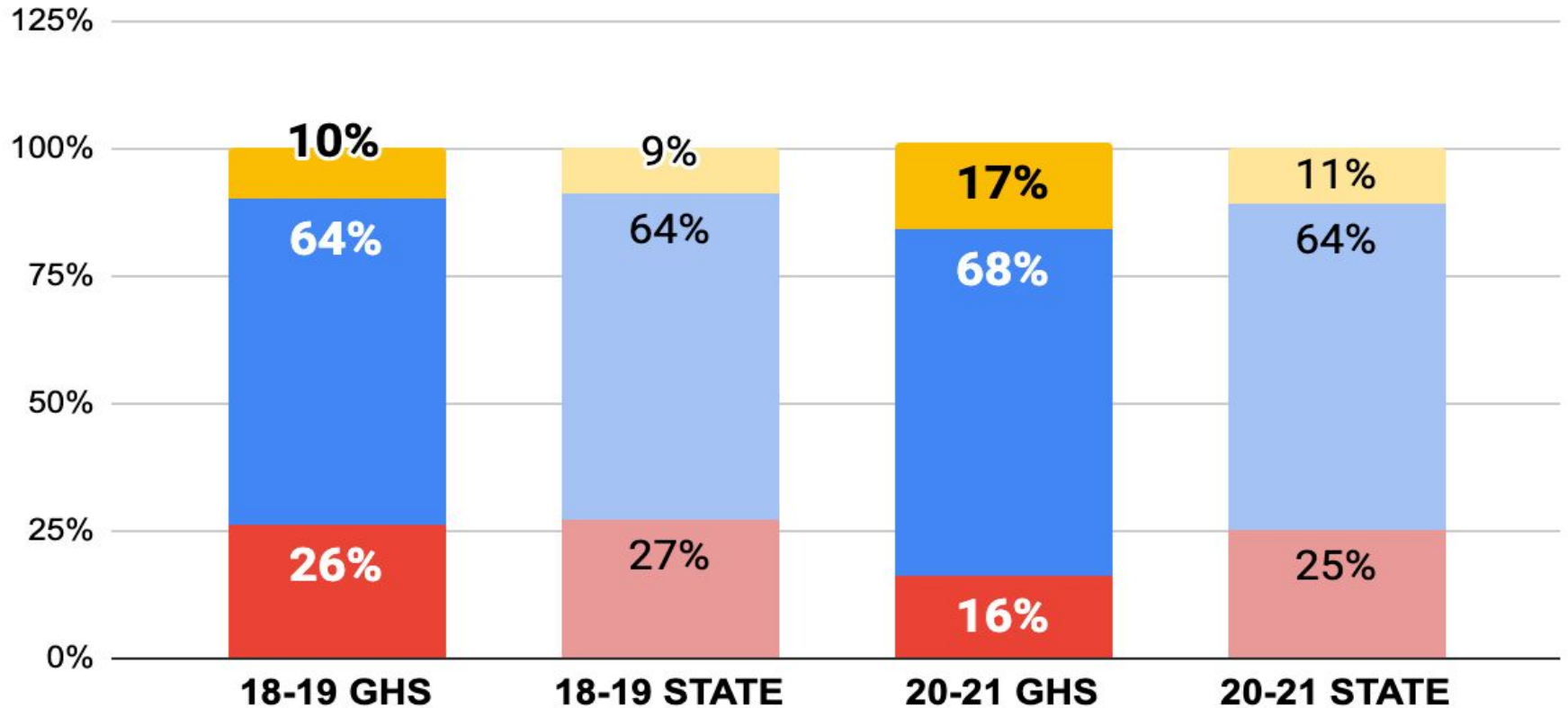
20-21 9th ELA Subgroups (State Comparison)

Prof./Adv. Non-Proficient



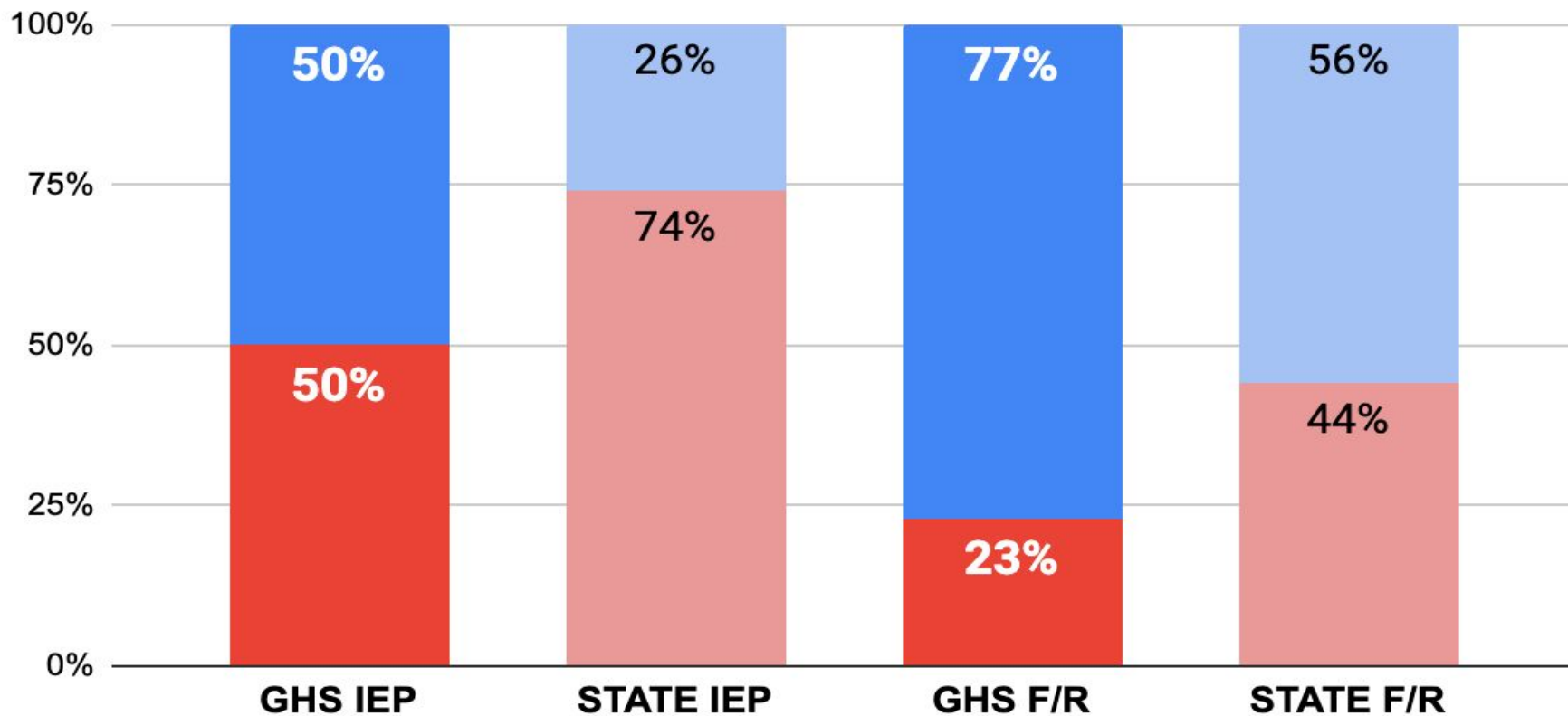
10th Grade English/Language Arts (Reading)

Advanced Proficient Non-Proficient



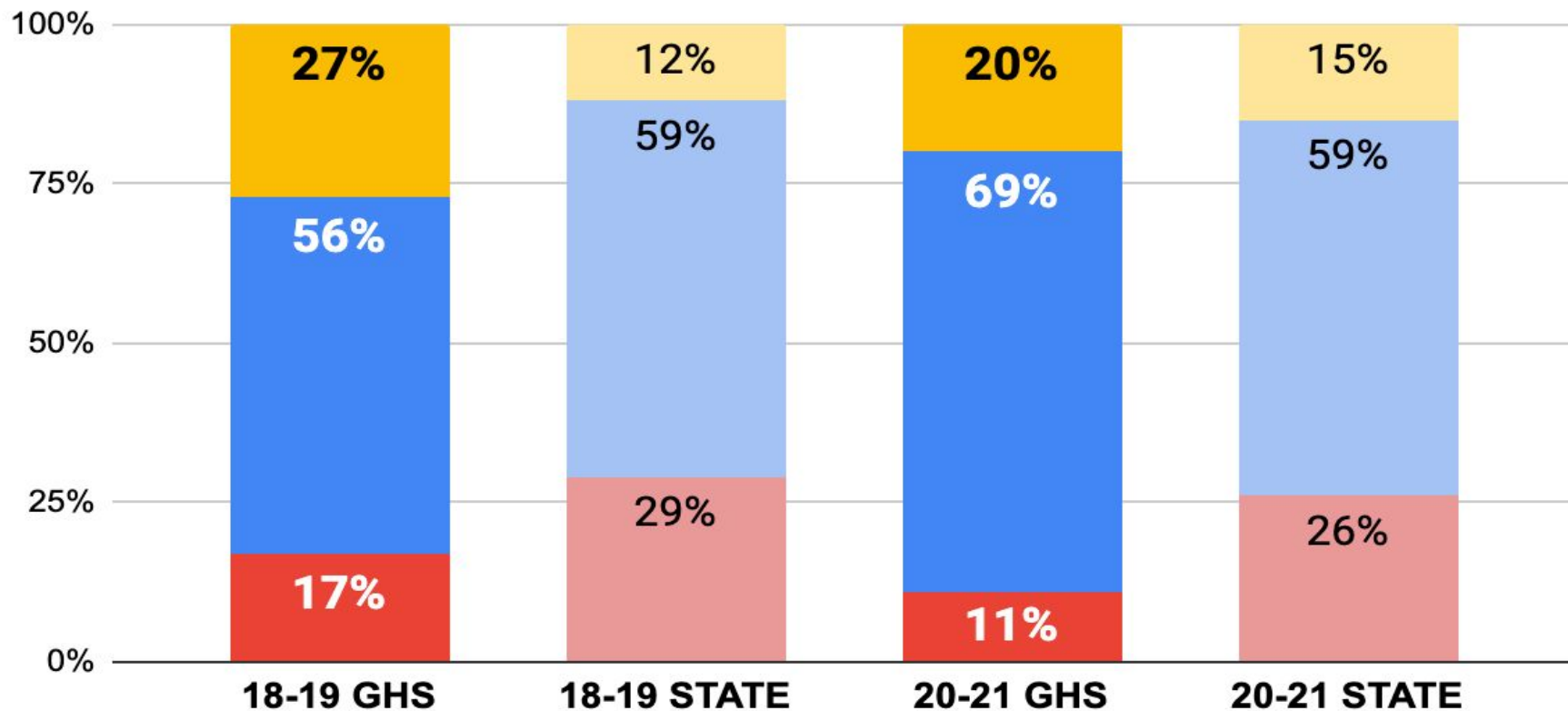
20-21 10th ELA Subgroups (State Comparison)

Prof./Adv. Non-Proficient



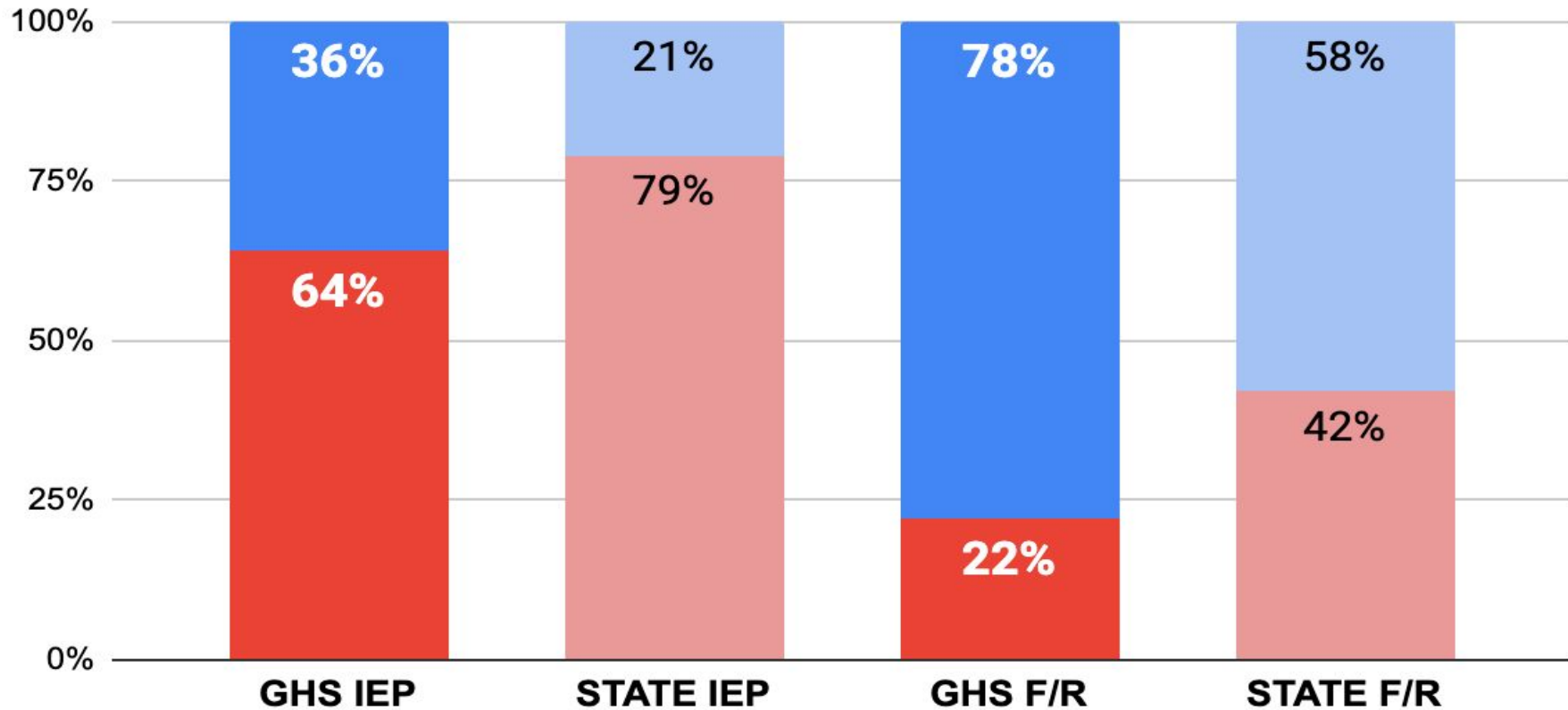
11th Grade English/Language Arts (Reading)

Advanced Proficient Non-Proficient



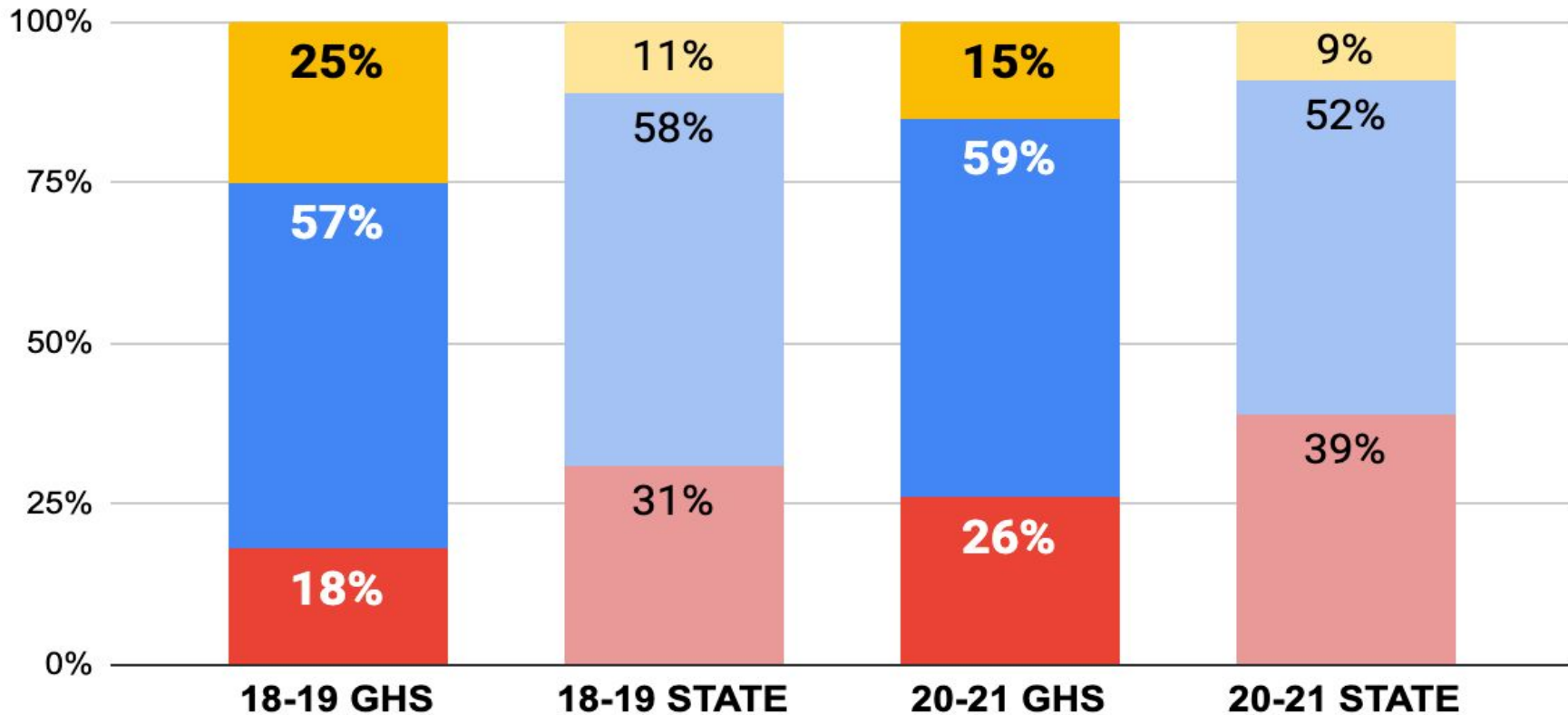
20-21 11th ELA Subgroups (State Comparison)

Prof./Adv. Non-Proficient



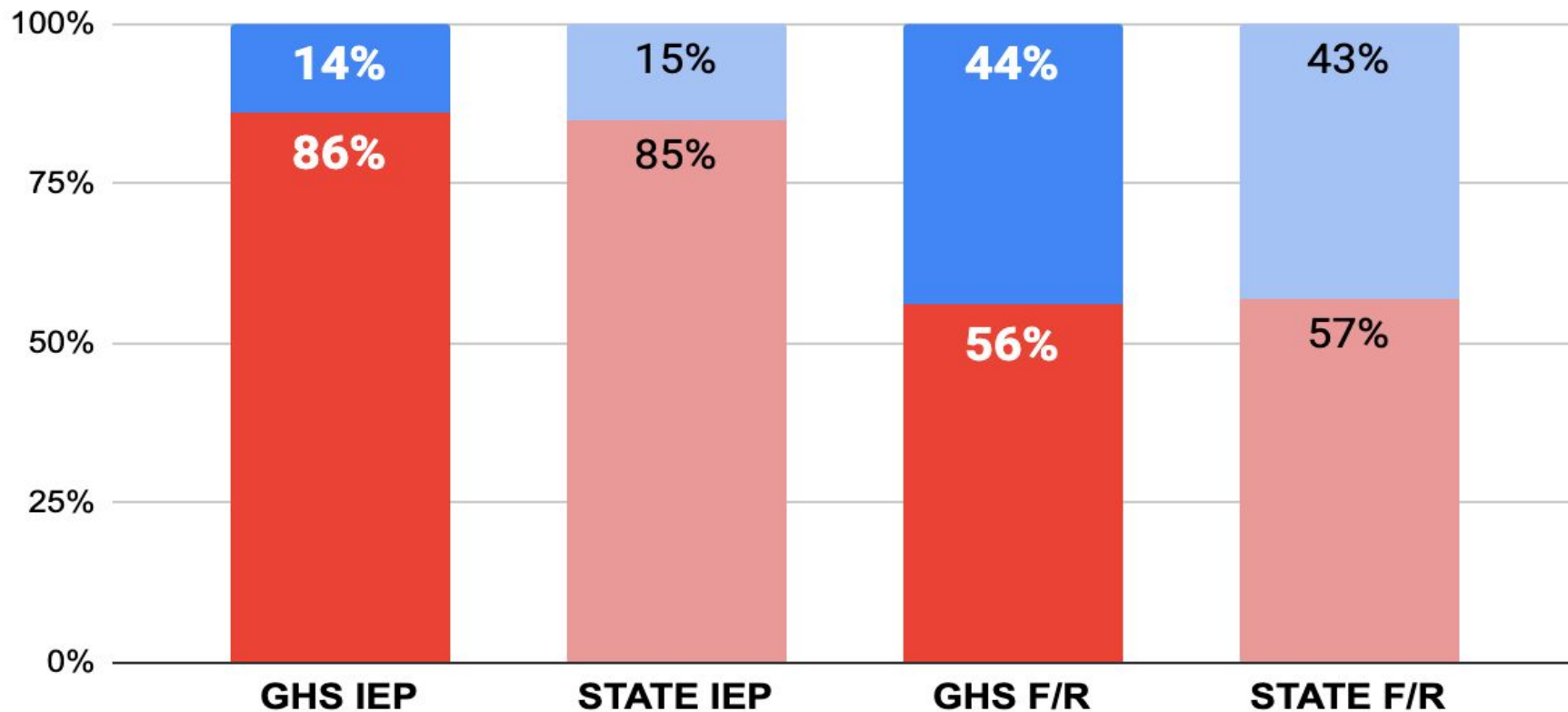
9th Grade Math

Advanced Proficient Non-Proficient



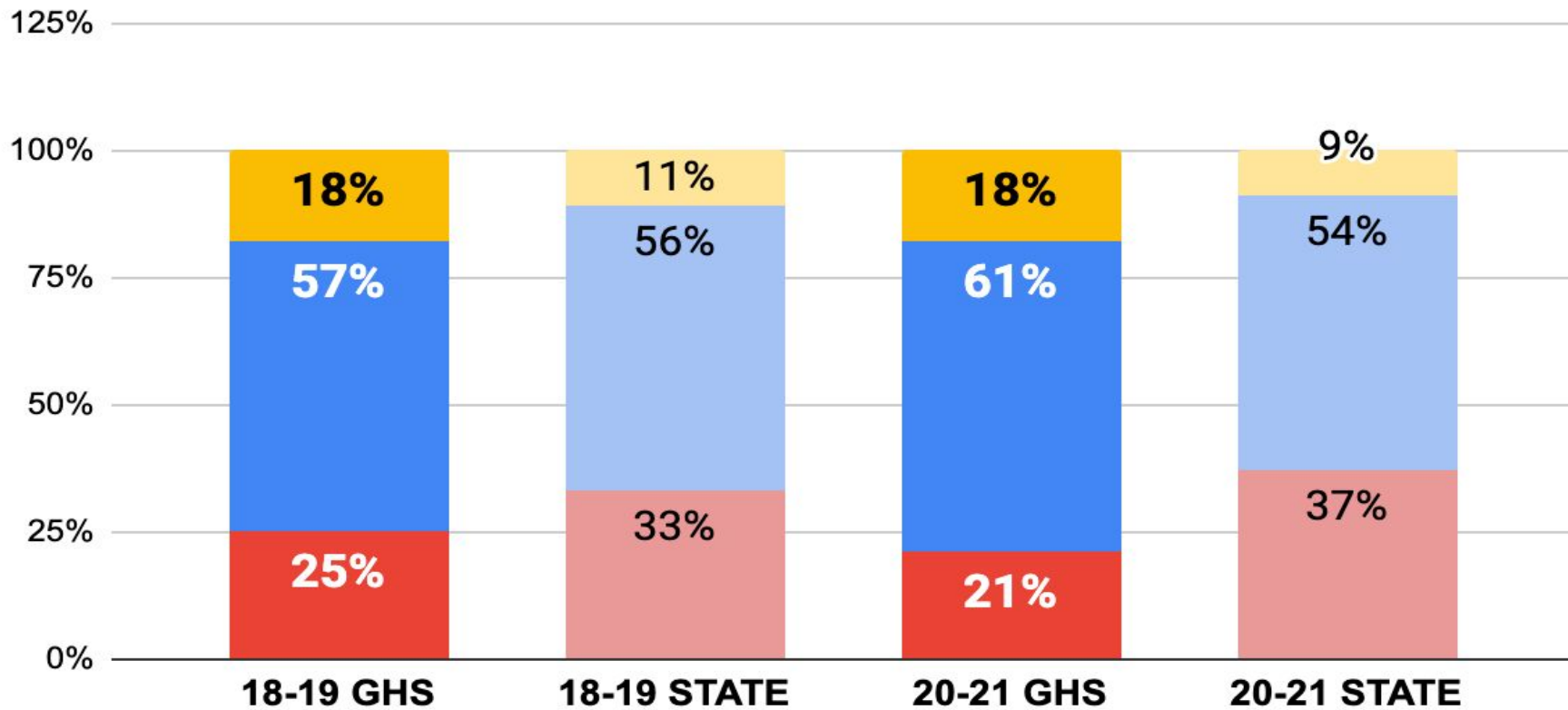
20-21 9th Math Subgroups (State Comparison)

Prof./Adv. Non-Proficient



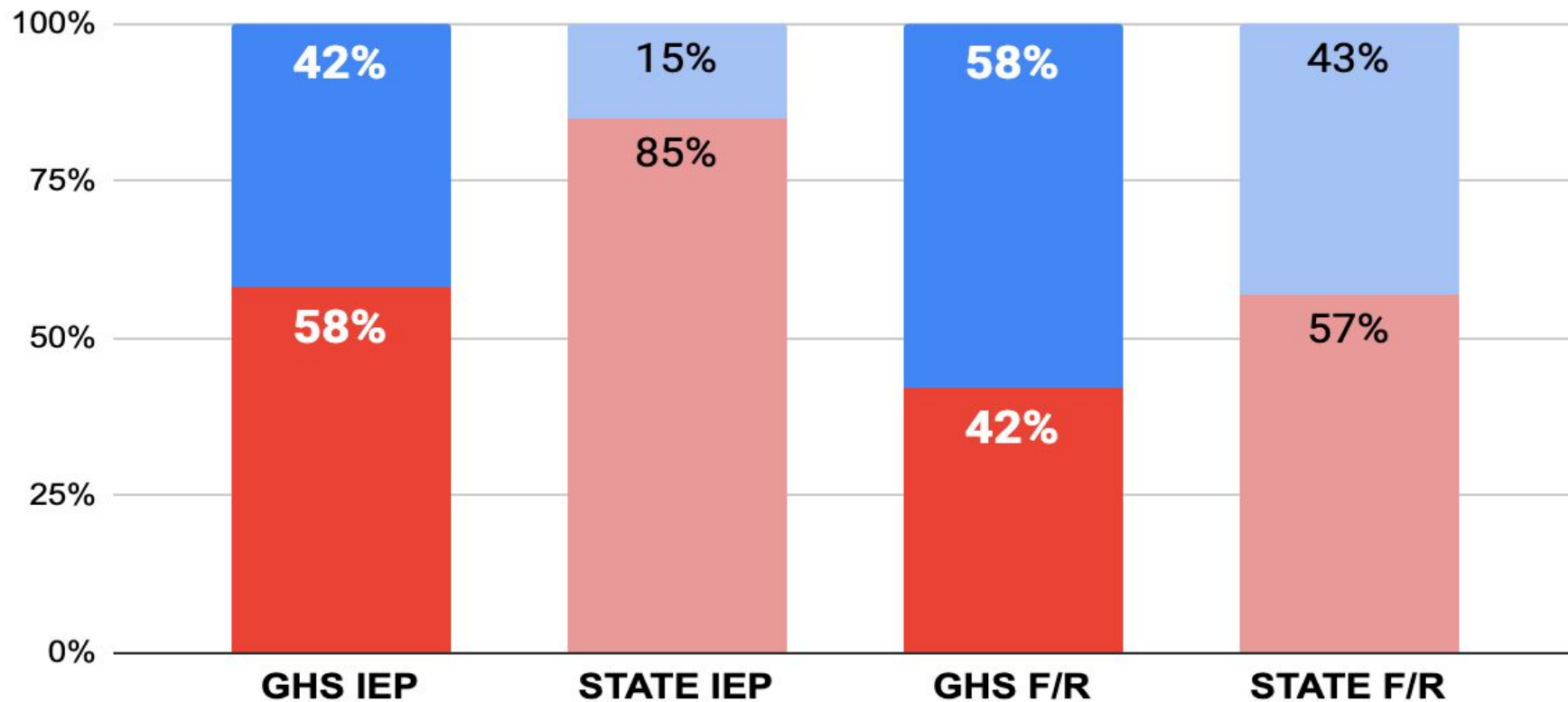
10th Grade Math

Advanced Proficient Non-Proficient



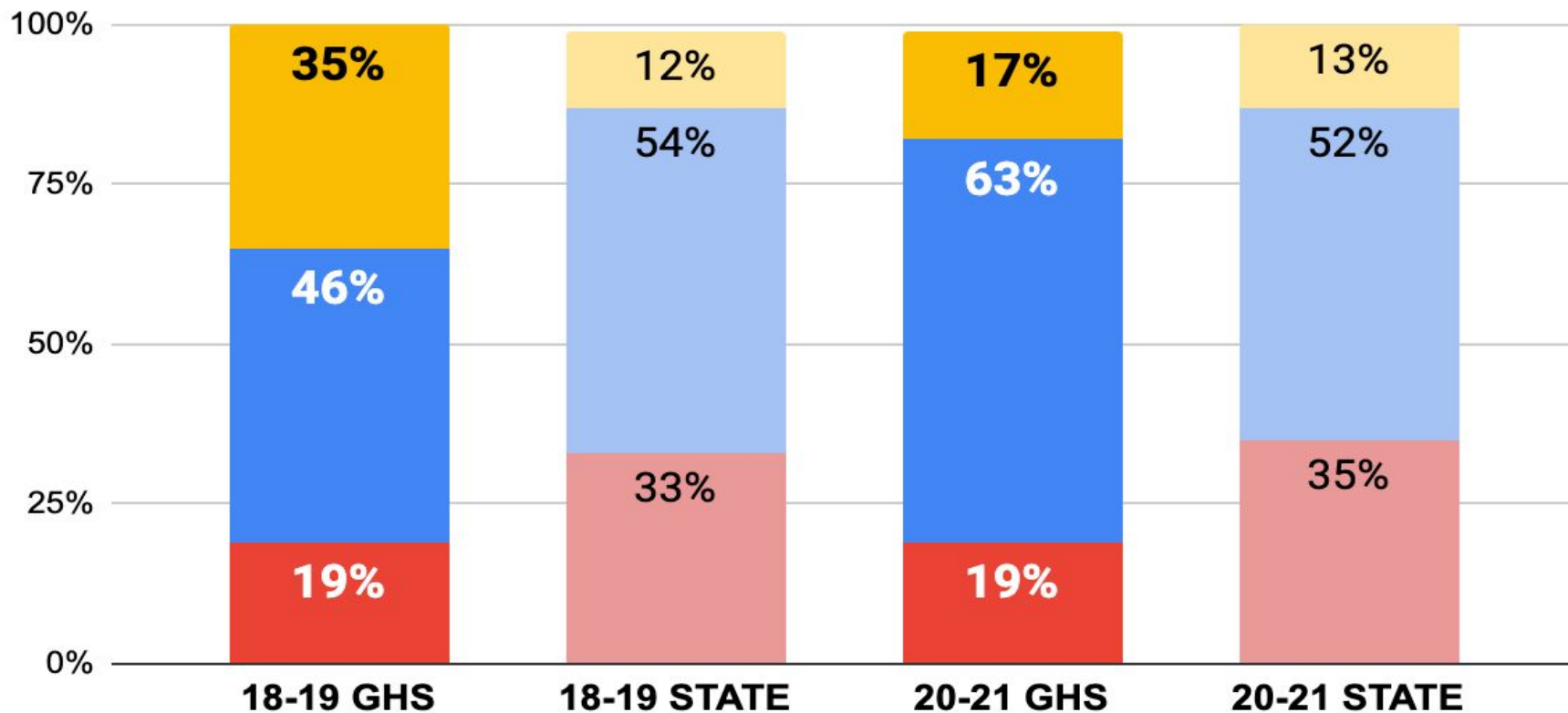
20-21 10th Math Subgroups (State Comparison)

Prof./Adv. Non-Proficient



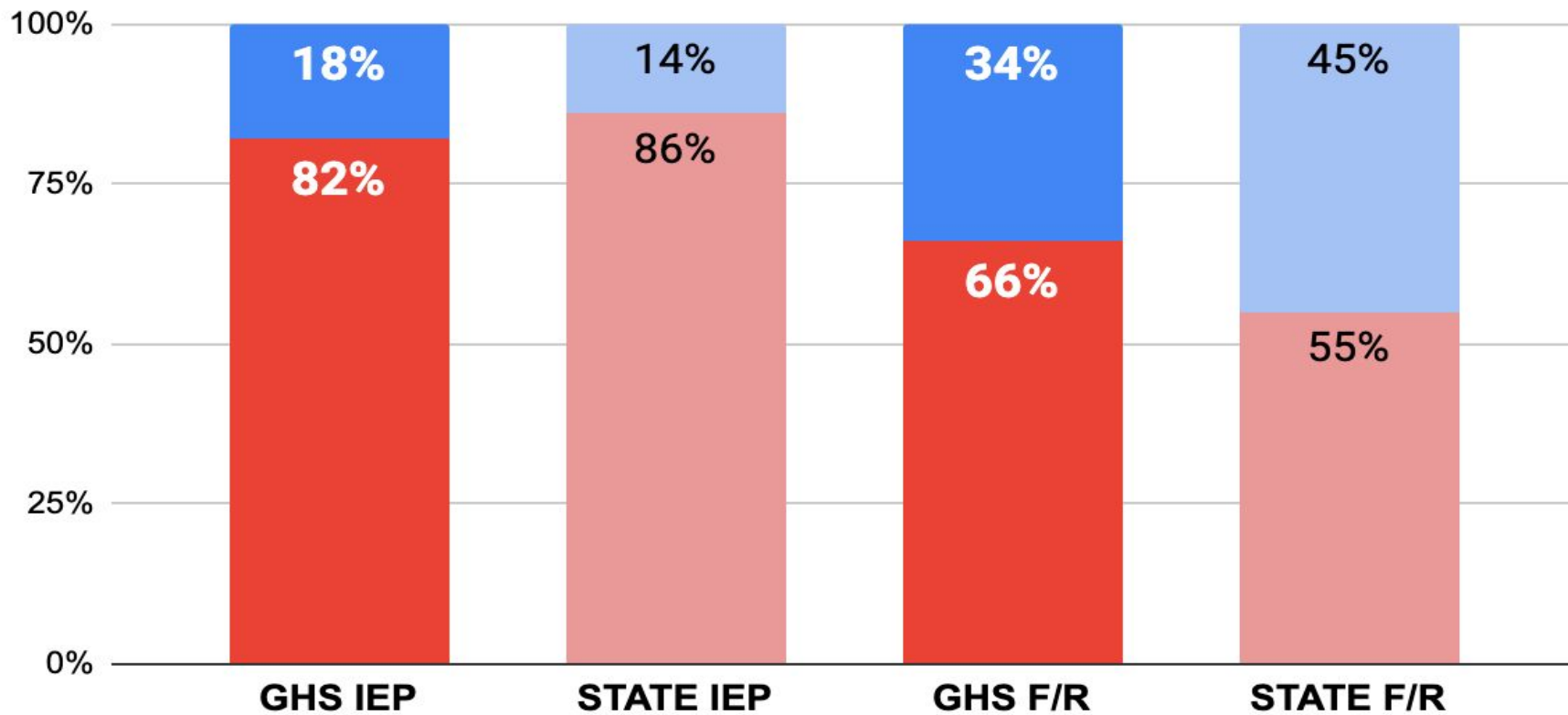
11th Grade Math

Advanced Proficient Non-Proficient



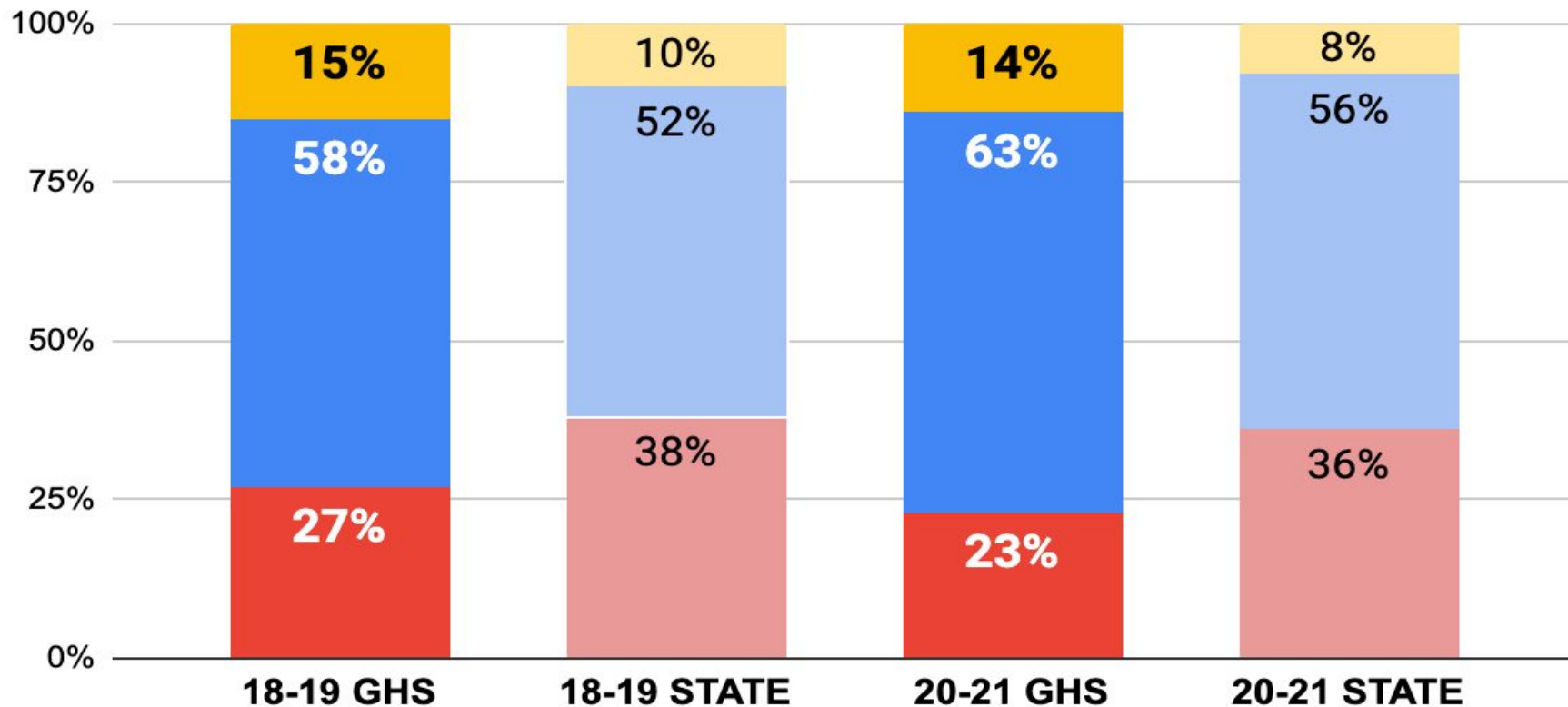
20-21 11th Math Subgroups (State Comparison)

Prof./Adv. Non-Proficient



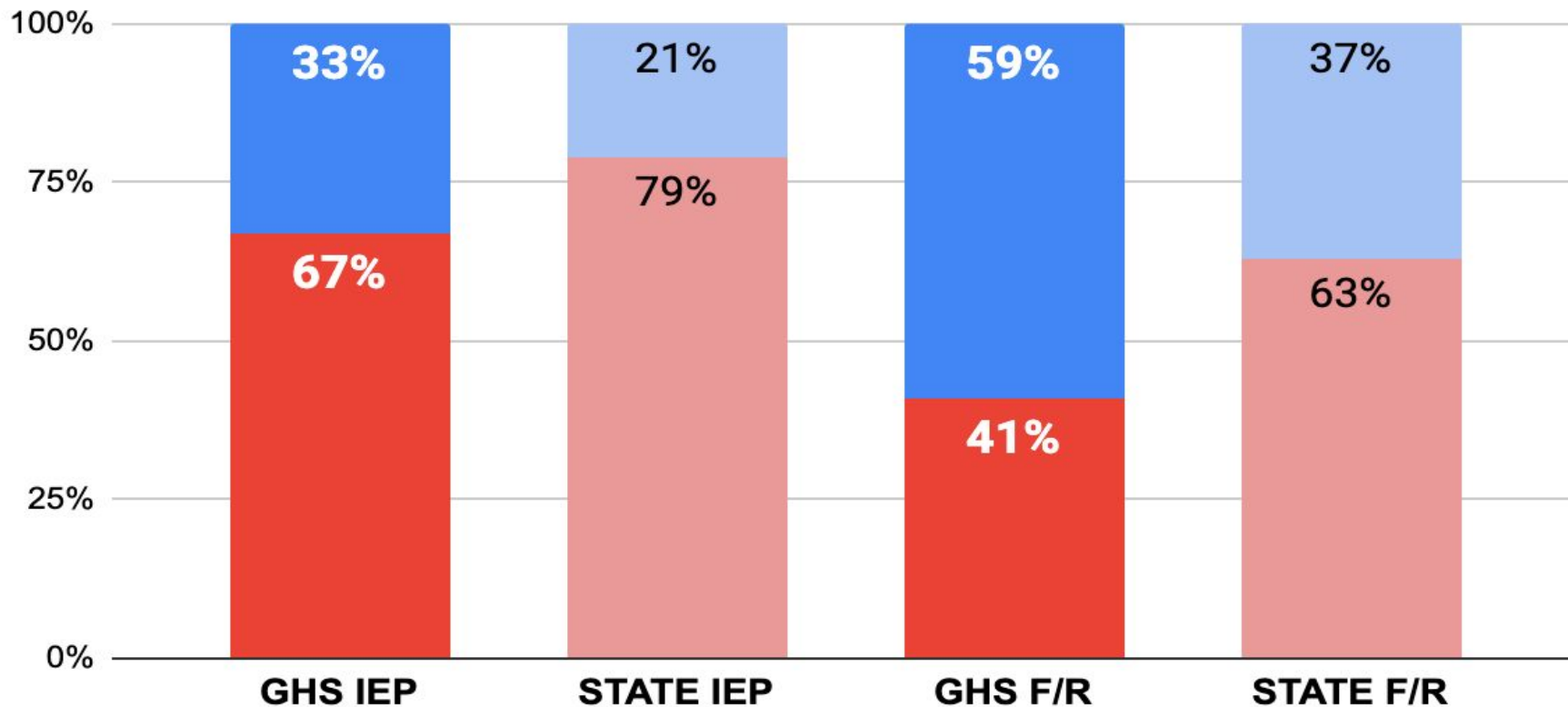
10th Grade Science

Advanced Proficient Non-Proficient

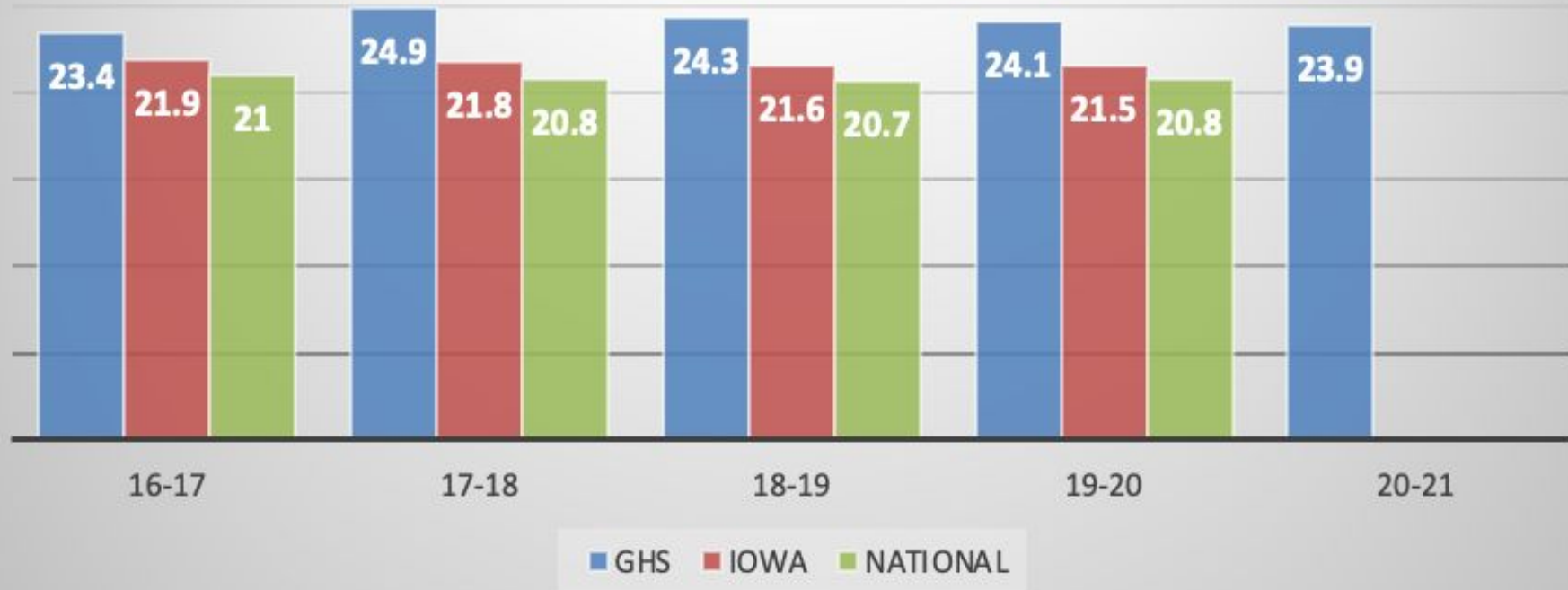


20-21 10th Science Subgroups (State Comparison)

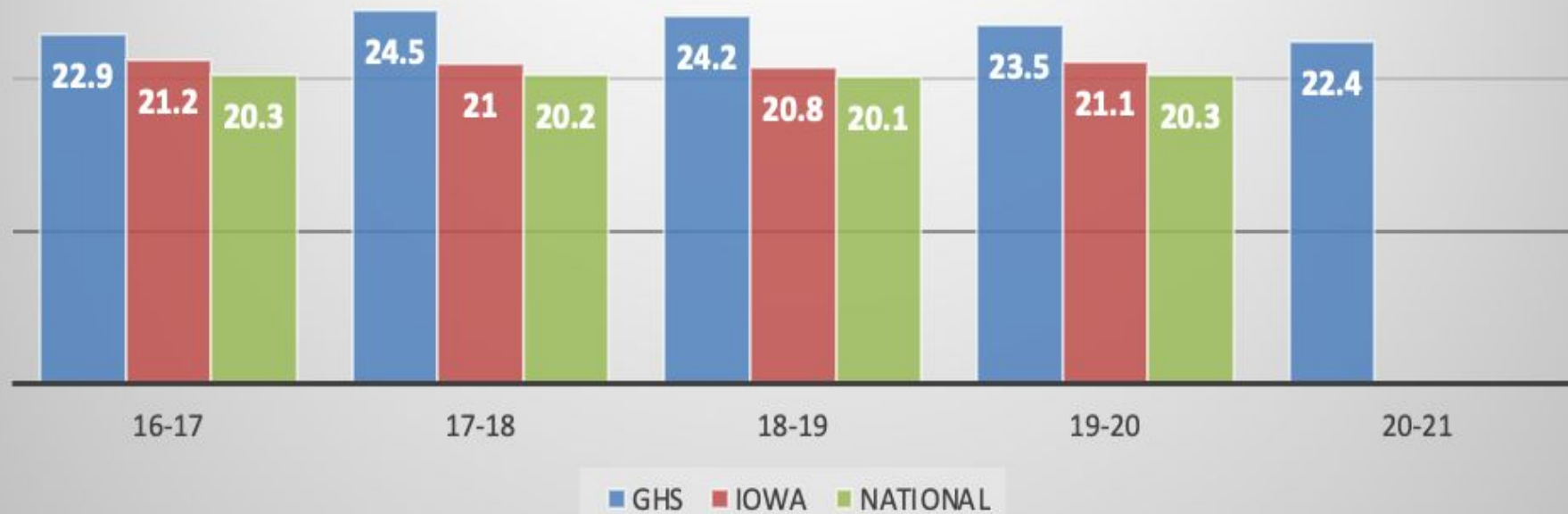
Prof./Adv. Non-Proficient



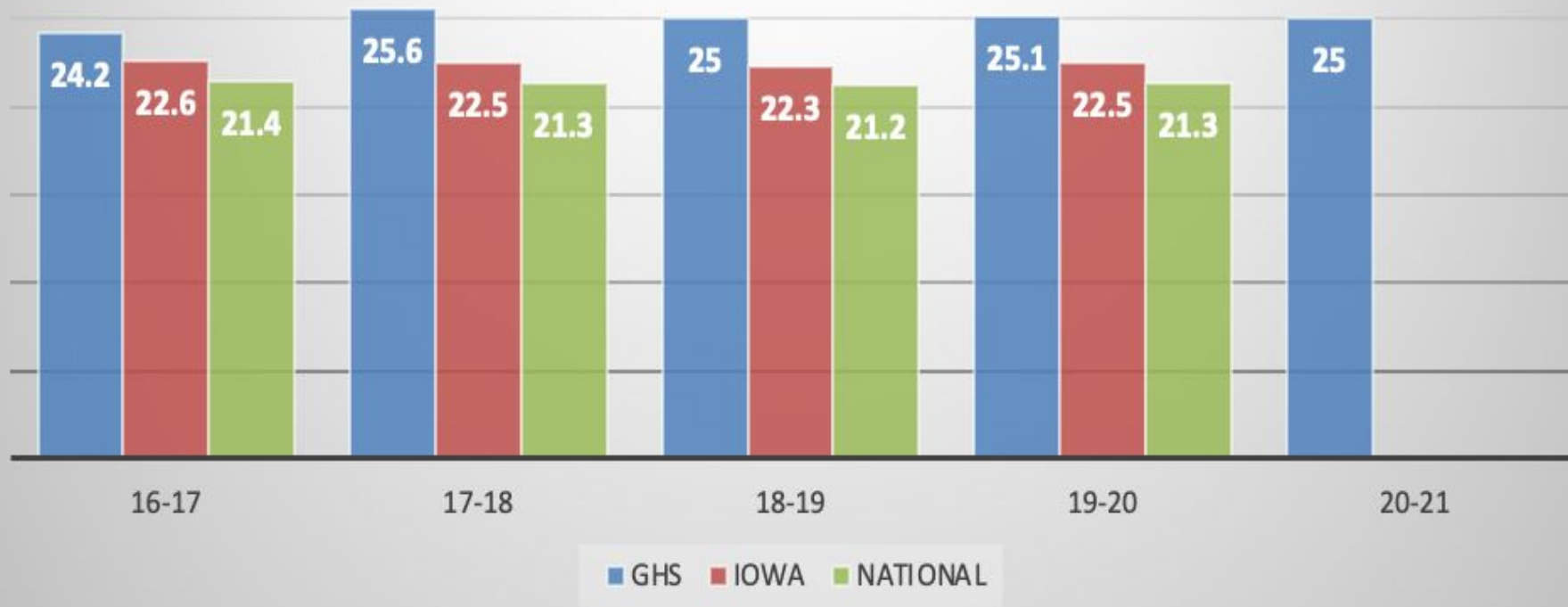
Avg. ACT Composite Scores



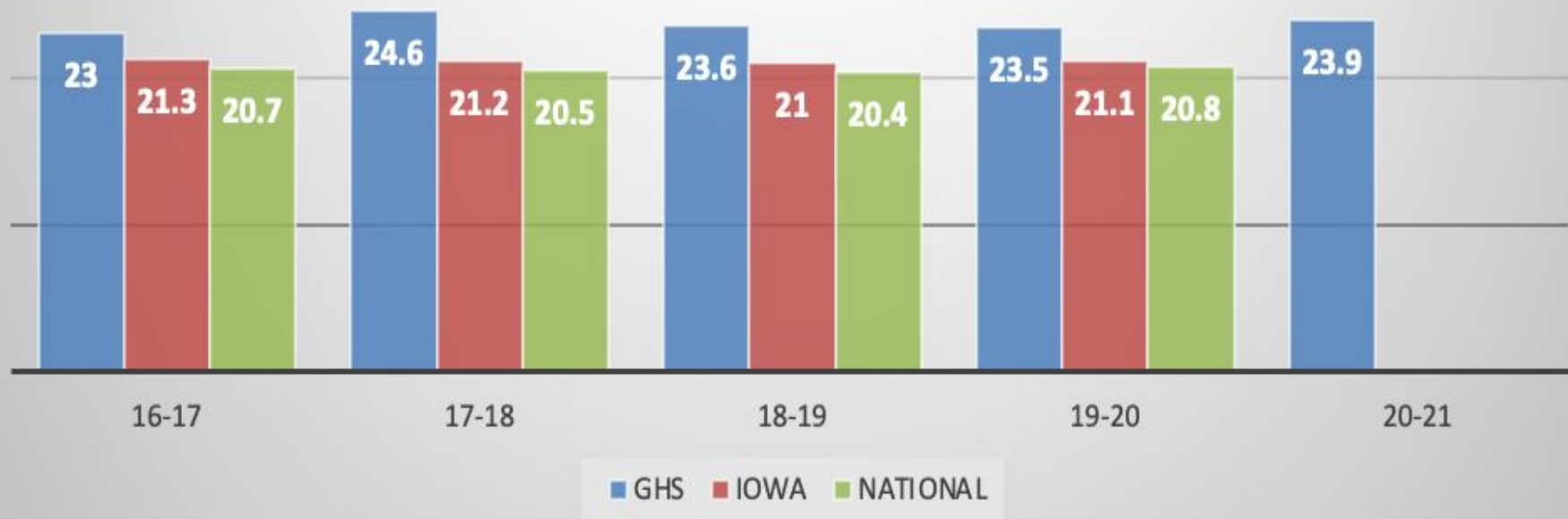
Avg. ACT English



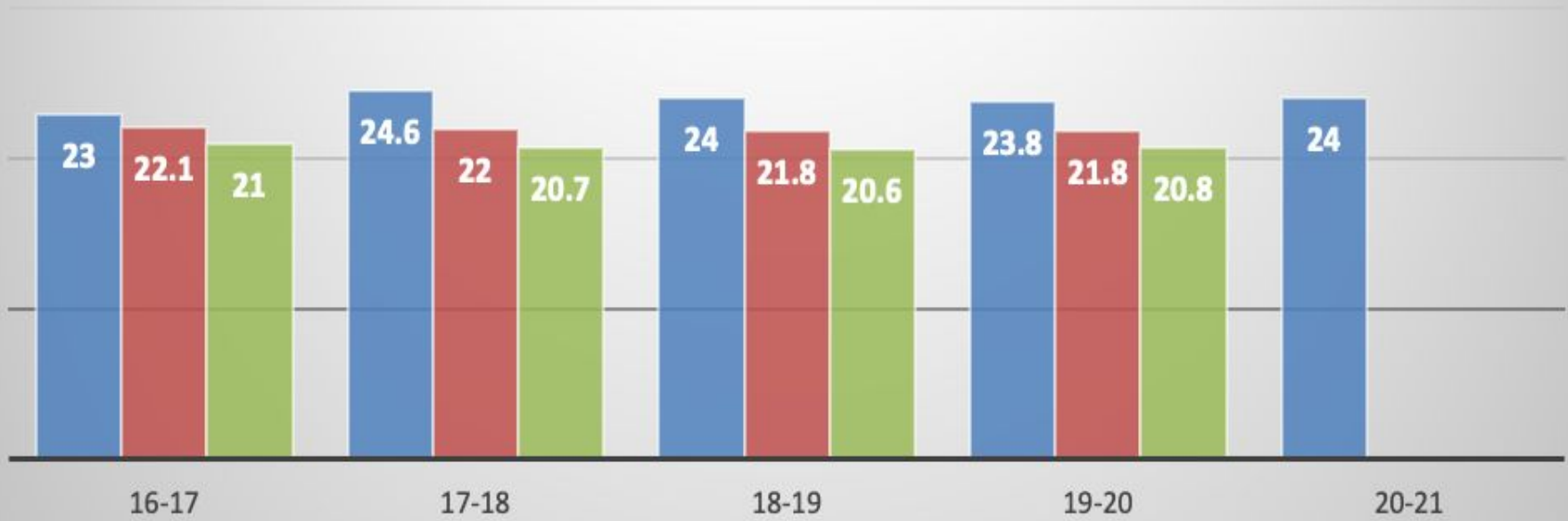
Avg. ACT Reading



Avg. ACT Math



Avg. ACT Science

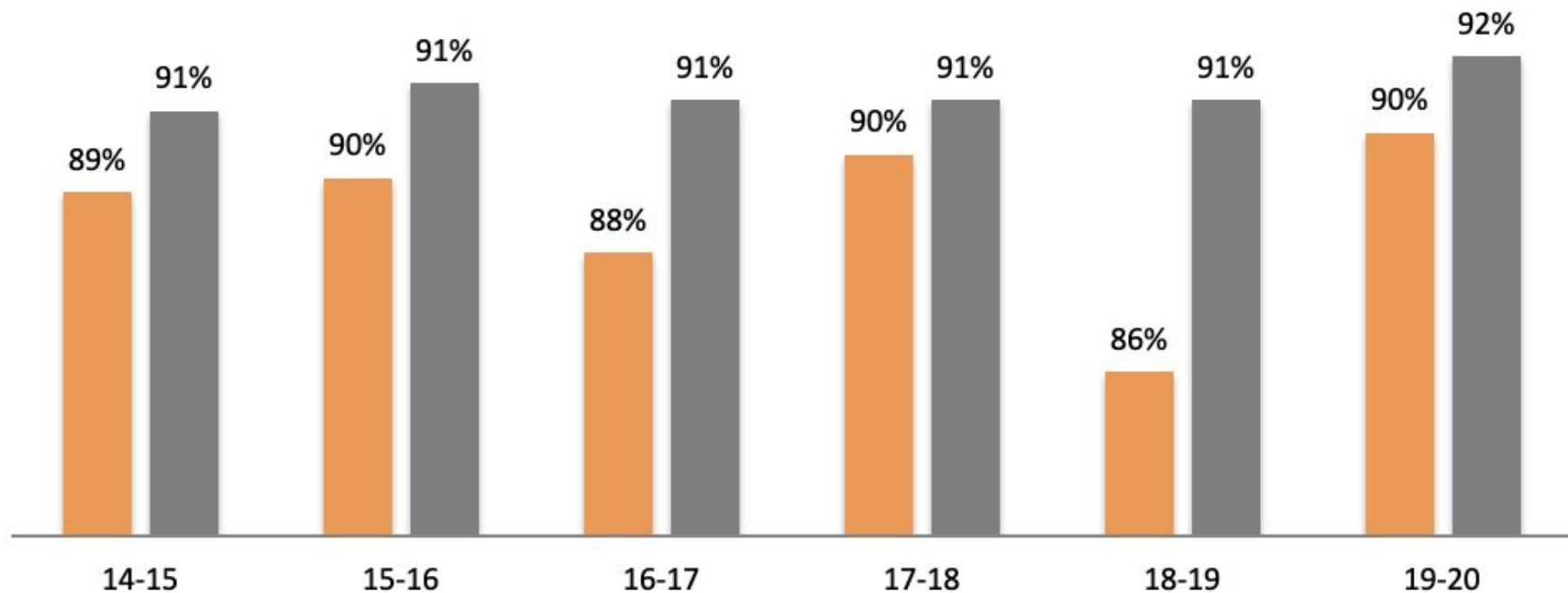


■ GHS ■ IOWA ■ NATIONAL

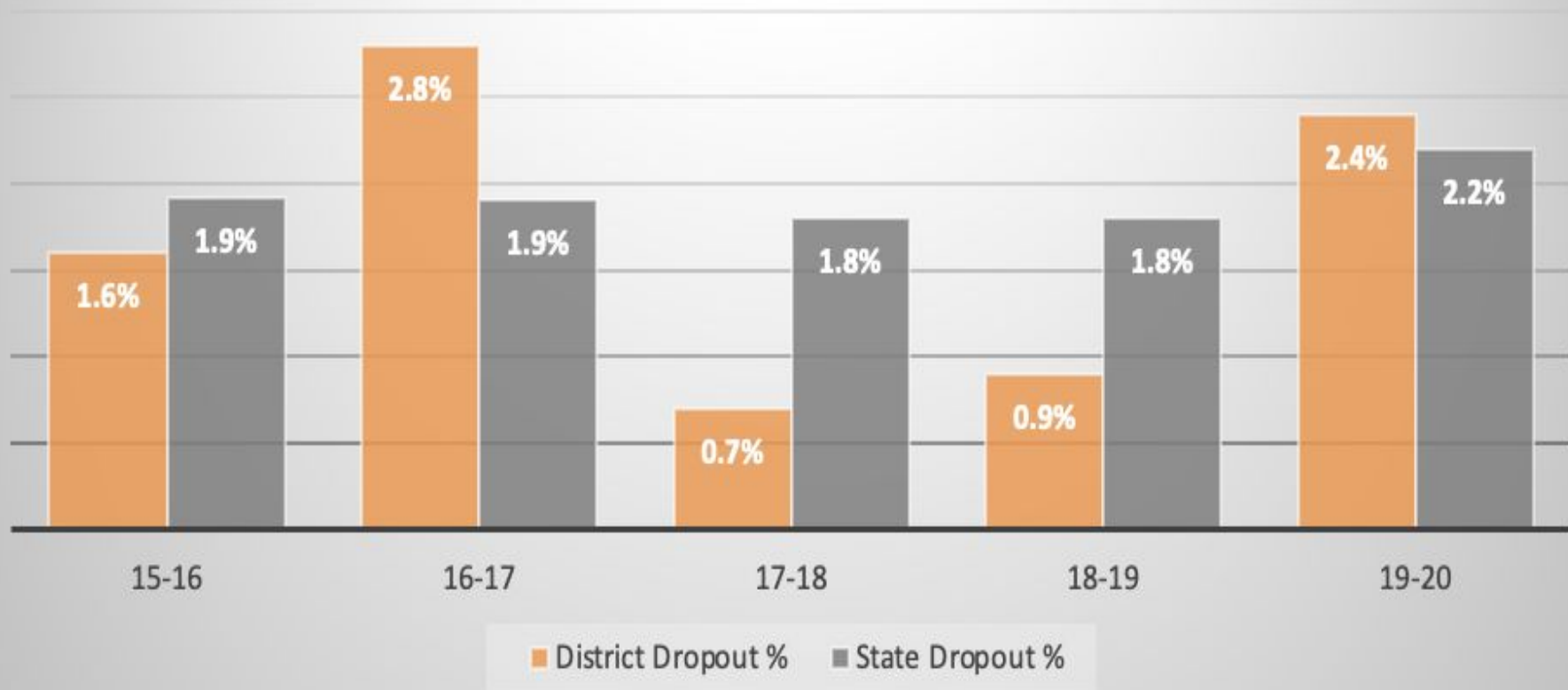
GHS vs. State Grad Rates (4 yr)

■ GHS 4 Yr. Grad %

■ State 4 Year Grad %



District vs. State Dropout Rates



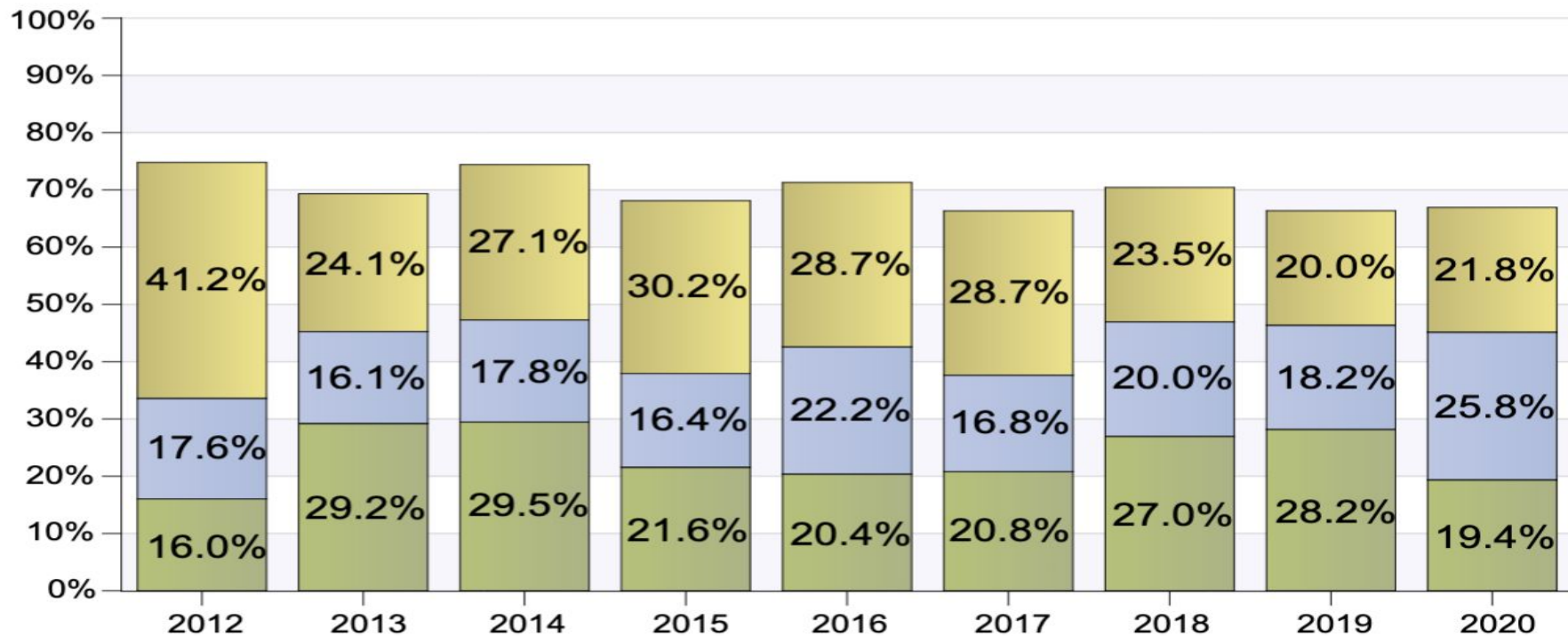
Post-Secondary Enrollment: Intent

| | | High School Graduates with Postsecondary Intent | High School Graduates Enrolled within 1 Year of High School |
|----------|------|---|---|
| Class of | 2012 | 82.4% | 75.6% |
| | 2013 | 81.8% | 71.5% |
| | 2014 | 86.0% | 75.2% |
| | 2015 | 79.3% | 70.7% |
| | 2016 | 88.9% | 74.1% |
| | 2017 | 85.1% | 68.3% |
| | 2018 | 86.1% | 72.2% |
| | 2019 | 82.7% | 68.2% |
| | 2020 | 86.3% | |

Students Enrolled in College the Fall Immediately Following Graduation From High School by Institution Type

Institution Type

4-Yr Private 4-Yr Public 2-Yr Public 2-Yr Private Mixed



Post-Secondary Enrollment: Immediate vs. 1 Year

| | | # Graduates | Students Enrolled in College the Fall Immediately Following Graduation From High School | | Students Enrolled in College at Any Time During the First Year After High School | |
|----------|------|-------------|---|------------|--|------------|
| | | | # students | % students | # students | % students |
| Class of | 2012 | 131 | 98 | 74.8% | 99 | 75.6% |
| | 2013 | 137 | 95 | 69.3% | 98 | 71.5% |
| | 2014 | 129 | 96 | 74.4% | 97 | 75.2% |
| | 2015 | 116 | 79 | 68.1% | 82 | 70.7% |
| | 2016 | 108 | 77 | 71.3% | 80 | 74.1% |
| | 2017 | 101 | 67 | 66.3% | 69 | 68.3% |
| | 2018 | 115 | 81 | 70.4% | 83 | 72.2% |
| | 2019 | 110 | 73 | 66.4% | 75 | 68.2% |
| | 2020 | 124 | 83 | 66.9% | | |

Celebrations

Elementary

Mindfulness Activities / Yoga in Schools Program
5-2-1-0 School Designations
PLTW Exemplary School Recognition
Summer SLICK Programming
Social Emotional Learning Teacher Leads
Curriculum Framework Development Progress at all buildings

Middle School

Academic Honors awards
Weekly grade level Good News Call of the Week
STRIVE postcards
Big Brother/Big Sisters

High School Extracurriculars

- Football qualified for playoffs
- Jonas Conner qualified for state cross country
- Trista Thompson 2nd place in Diving at State Swim & Dive
- GHS Marching Band received D1 rating
- Cheerleaders received 6th place at state meet
- Debate won Central Iowa Debate League Championship

High School Assessment & Curriculum Work

- NCRC Assessment (National Career Readiness Certificate) given to all 11th graders last year
- Increased PSAT & PSAT10 testing for 9th & 10th graders
- Will use ACCUPLACER for non-ACT students in the spring of Junior Year for CC admission

Apple Distinguished Schools for 2021-2024

- Grinnell High School
- Grinnell Middle School
- Davis Elementary
- Bailey Park Elementary
- Fairview Elementary

Questions